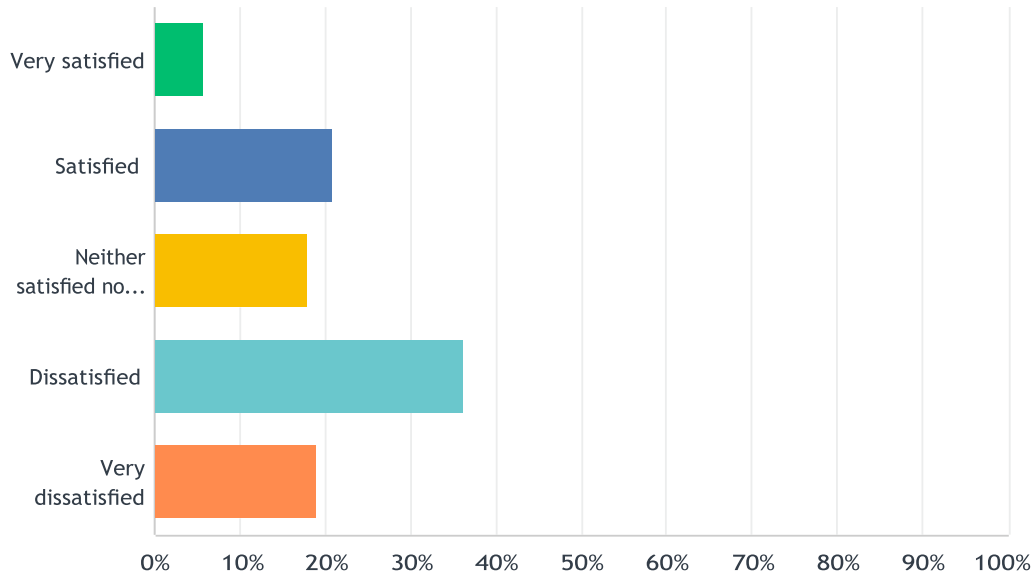


# Q1 How satisfied are you with the current levels of amenities and condition of the parks and the recreation facilities?

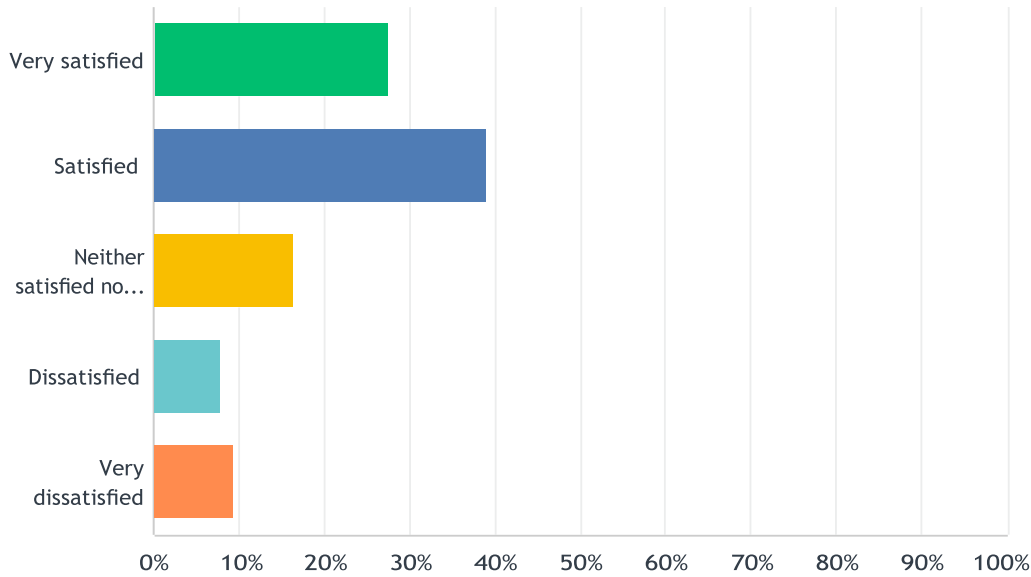
Answered: 546 Skipped: 2



| ANSWER CHOICES                     | RESPONSES |            |
|------------------------------------|-----------|------------|
| Very satisfied                     | 5.86%     | 32         |
| Satisfied                          | 20.88%    | 114        |
| Neither satisfied nor dissatisfied | 17.95%    | 98         |
| Dissatisfied                       | 36.26%    | 198        |
| Very dissatisfied                  | 19.05%    | 104        |
| <b>TOTAL</b>                       |           | <b>546</b> |

## Q2 How satisfied are you with the current levels of amenities and condition of Public Safety (Fire and Police) facilities?

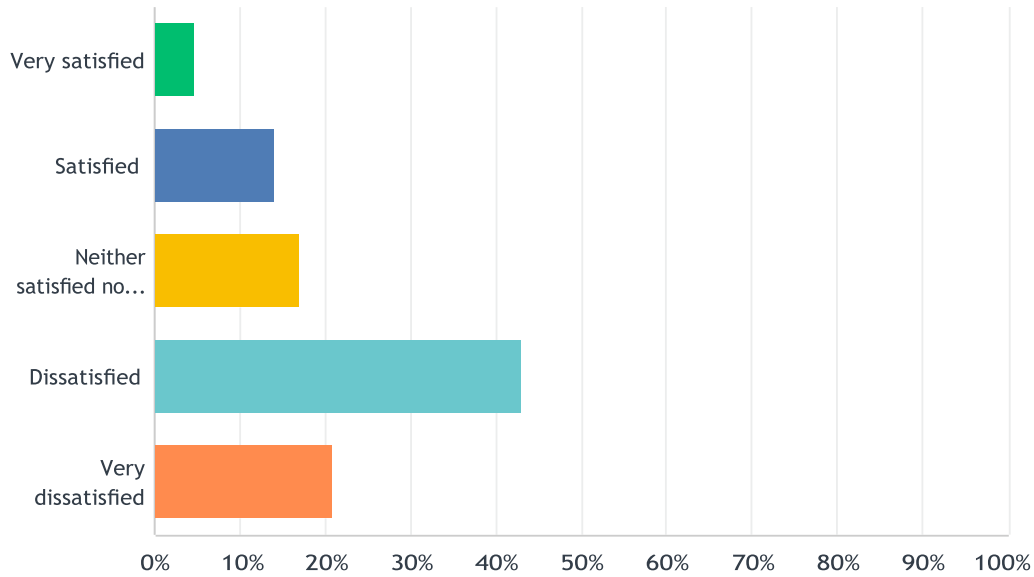
Answered: 547 Skipped: 1



| ANSWER CHOICES                     | RESPONSES |            |
|------------------------------------|-----------|------------|
| Very satisfied                     | 27.42%    | 150        |
| Satisfied                          | 38.94%    | 213        |
| Neither satisfied nor dissatisfied | 16.45%    | 90         |
| Dissatisfied                       | 7.86%     | 43         |
| Very dissatisfied                  | 9.32%     | 51         |
| <b>TOTAL</b>                       |           | <b>547</b> |

### Q3 How satisfied are you with the current condition of streets and sidewalks?

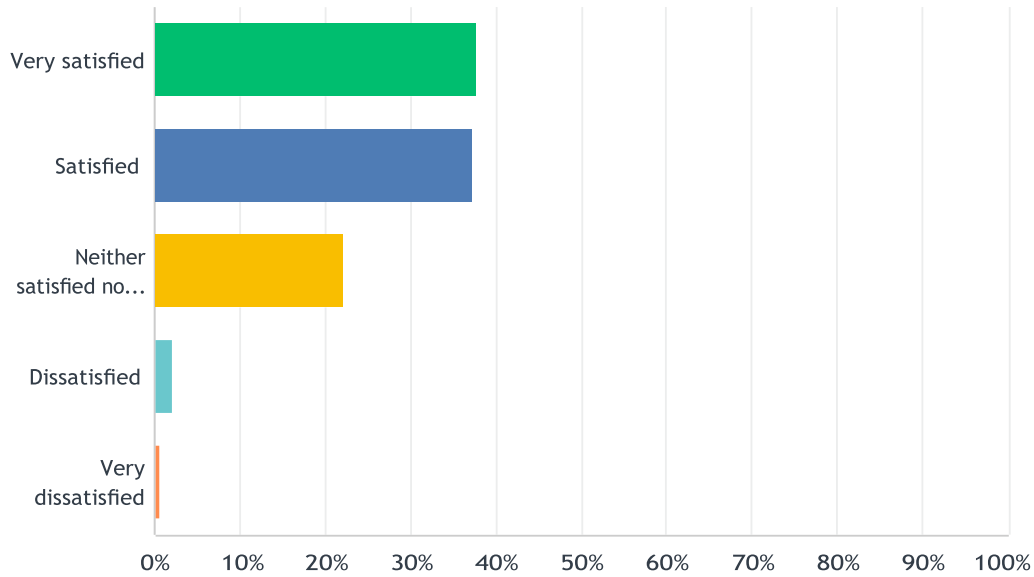
Answered: 548 Skipped: 0



| ANSWER CHOICES                     | RESPONSES |            |
|------------------------------------|-----------|------------|
| Very satisfied                     | 4.74%     | 26         |
| Satisfied                          | 14.05%    | 77         |
| Neither satisfied nor dissatisfied | 17.15%    | 94         |
| Dissatisfied                       | 43.07%    | 236        |
| Very dissatisfied                  | 20.99%    | 115        |
| <b>TOTAL</b>                       |           | <b>548</b> |

### Q4 How satisfied are you with the current levels of amenities and condition of the Town library facility?

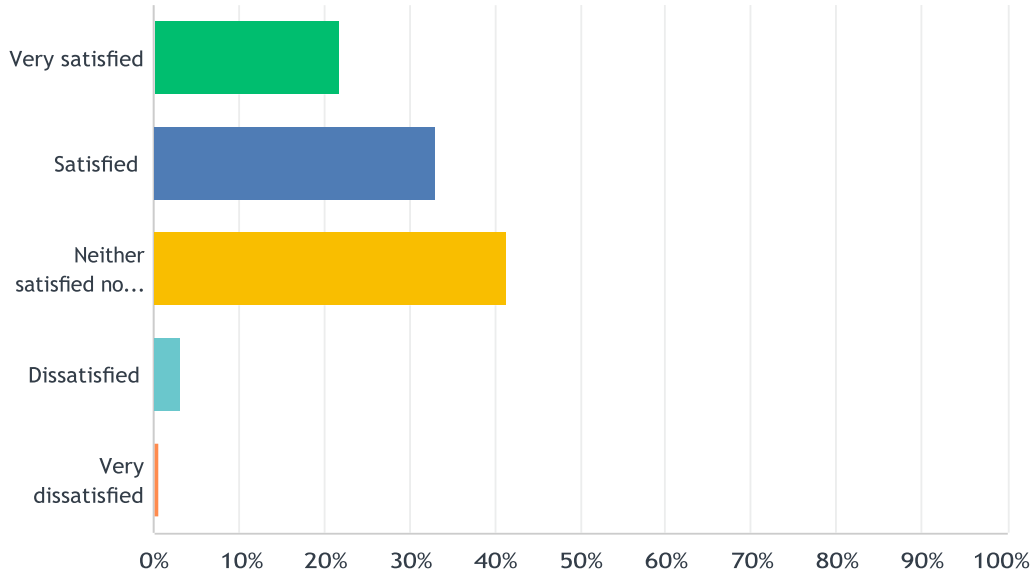
Answered: 546 Skipped: 2



| ANSWER CHOICES                     | RESPONSES |            |
|------------------------------------|-----------|------------|
| Very satisfied                     | 37.73%    | 206        |
| Satisfied                          | 37.36%    | 204        |
| Neither satisfied nor dissatisfied | 22.16%    | 121        |
| Dissatisfied                       | 2.20%     | 12         |
| Very dissatisfied                  | 0.55%     | 3          |
| <b>TOTAL</b>                       |           | <b>546</b> |

### Q5 How satisfied are you with the current levels of amenities and condition of the airport facilities?

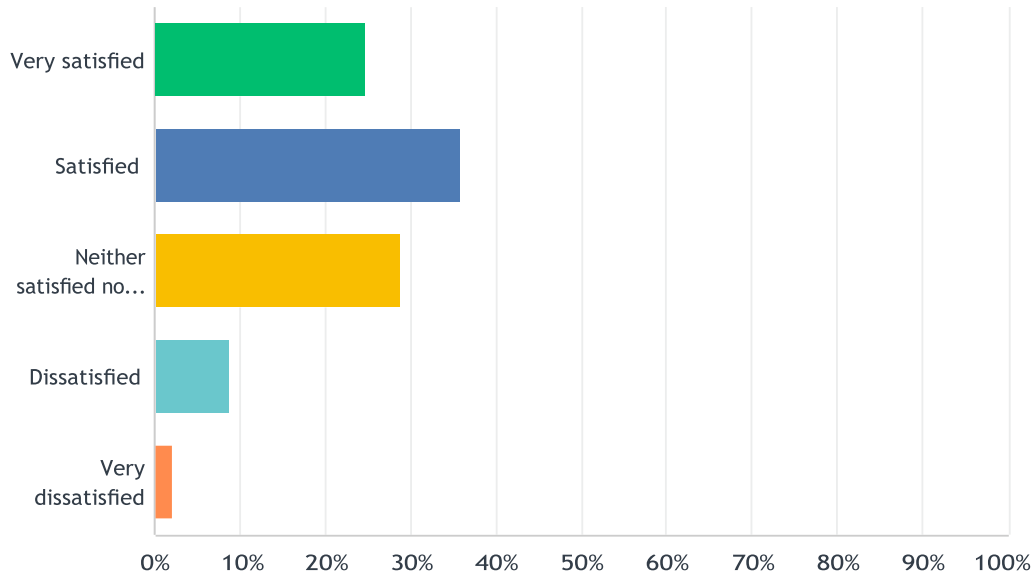
Answered: 540 Skipped: 8



| ANSWER CHOICES                     | RESPONSES |            |
|------------------------------------|-----------|------------|
| Very satisfied                     | 21.85%    | 118        |
| Satisfied                          | 32.96%    | 178        |
| Neither satisfied nor dissatisfied | 41.30%    | 223        |
| Dissatisfied                       | 3.15%     | 17         |
| Very dissatisfied                  | 0.74%     | 4          |
| <b>TOTAL</b>                       |           | <b>540</b> |

## Q6 How satisfied are you with the current level of amenities and condition of the infrastructure for Town water?

Answered: 542 Skipped: 6



| ANSWER CHOICES                     | RESPONSES |            |
|------------------------------------|-----------|------------|
| Very satisfied                     | 24.72%    | 134        |
| Satisfied                          | 35.79%    | 194        |
| Neither satisfied nor dissatisfied | 28.78%    | 156        |
| Dissatisfied                       | 8.67%     | 47         |
| Very dissatisfied                  | 2.03%     | 11         |
| <b>TOTAL</b>                       |           | <b>542</b> |

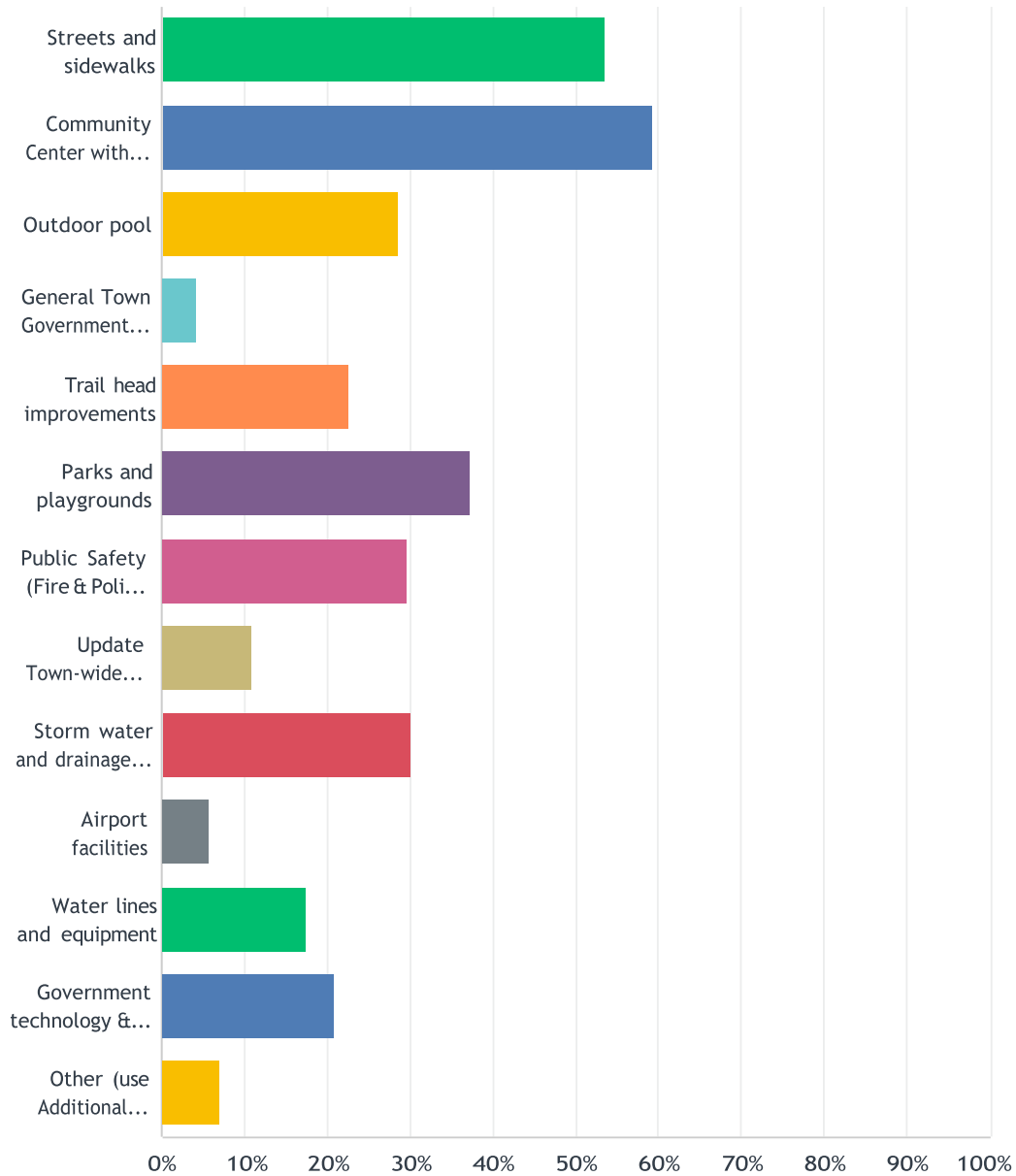
**Q7 What would you suggest to improve facilities or infrastructure? Please provide constructive answers.**

Answered: 283 Skipped: 265

See Exhibit A for replies.

# Q8 What capital improvements or additions would you like to see in the Town (select up to 5)?

Answered: 544 Skipped: 4

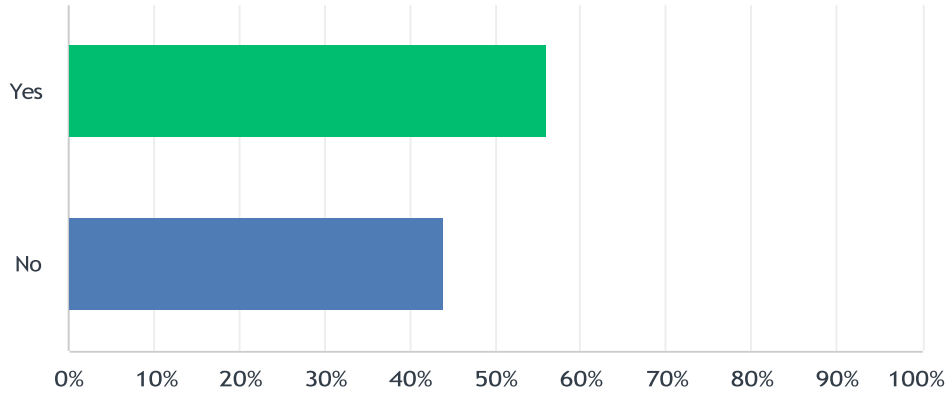




| ANSWER CHOICES  | RESPONSES |     |
|---|-----------|-----|
| Streets and sidewalks   | 53.49%    | 291 |
| Community Center with indoor pool                             | 59.19%    | 322 |
| Outdoor pool  | 28.49%    | 155 |
| General Town Government buildings                             | 4.23%     | 23  |
| Trail head improvements                                       | 22.61%    | 123 |
| Parks and playgrounds   | 37.32%    | 203 |
| Public Safety (Fire & Police) buildings/equip                 | 29.60%    | 161 |
| Update Town-wide vehicles and equipment                       | 10.85%    | 59  |
| Storm water and drainage management                           | 30.15%    | 164 |
| Airport facilities  | 5.70%     | 31  |
| Water lines and equipment                                     | 17.46%    | 95  |
| Government technology & communication                         | 20.96%    | 114 |
| Other (use Additional Comments question below to be specific) | 6.99%     | 38  |
| Total Respondents: 544  |           |     |

### Q9 Would you be willing to vote to allow the Town of Payson to use debt financing to fund infrastructure and improvements in the future?

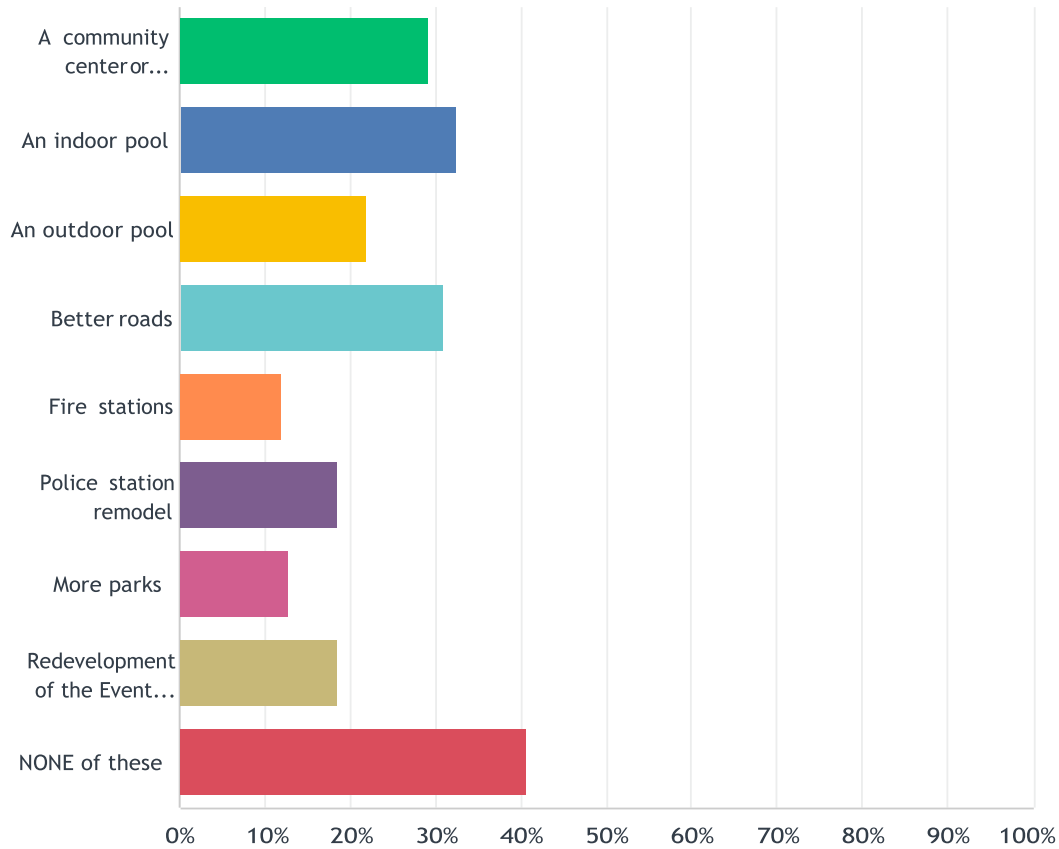
Answered: 533 Skipped: 15



| ANSWER CHOICES | RESPONSES |     |
|----------------|-----------|-----|
| Yes            | 56.10%    | 299 |
| No             | 43.90%    | 234 |
| TOTAL          |           | 533 |

### Q10 Would you support a tax increase to build or improve (select all that apply):

Answered: 542 Skipped: 6



| ANSWER CHOICES                                    | RESPONSES |     |
|---|-----------|-----|
| A community center or community center operations | 29.15%    | 158 |
| An indoor pool                                    | 32.47%    | 176 |
| An outdoor pool                                   | 21.96%    | 119 |
| Better roads                                      | 31.00%    | 168 |
| Fire stations                                     | 11.99%    | 65  |
| Police station remodel                            | 18.45%    | 100 |
| More parks  | 12.73%    | 69  |
| Redevelopment of the Event Center                 | 18.45%    | 100 |
| NONE of these                                     | 40.77%    | 221 |
| Total Respondents: 542                            |           |     |