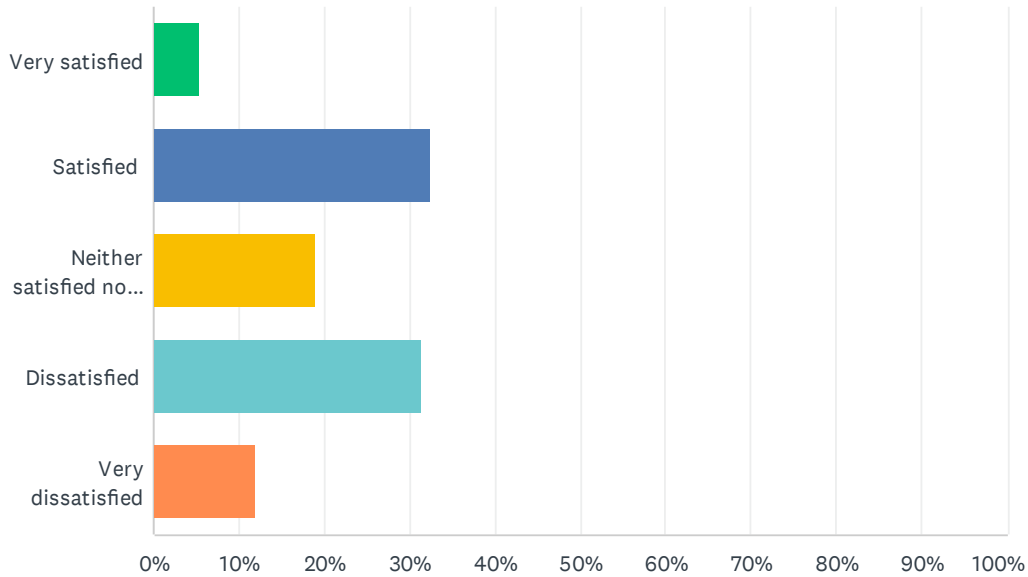


Q1 How satisfied are you with the current level of amenities and condition of the parks and the recreation facilities?

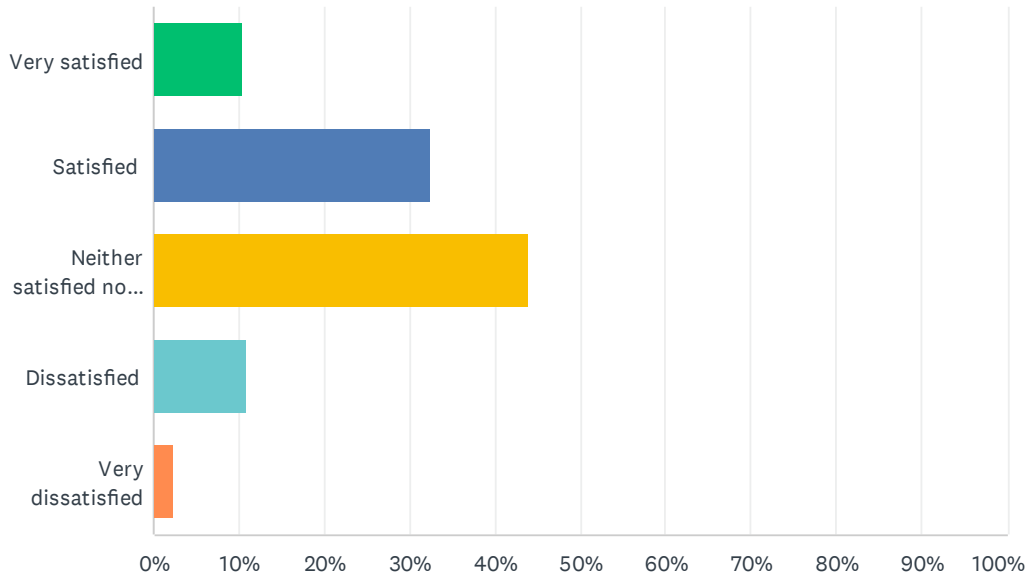
Answered: 650 Skipped: 10



ANSWER CHOICES	RESPONSES	
Very satisfied	5.38%	35
Satisfied	32.31%	210
Neither satisfied nor dissatisfied	18.92%	123
Dissatisfied	31.38%	204
Very dissatisfied	12.00%	78
TOTAL		650

Q2 How satisfied are you with the current level of amenities and condition of Town Hall and Council Chamber facilities?

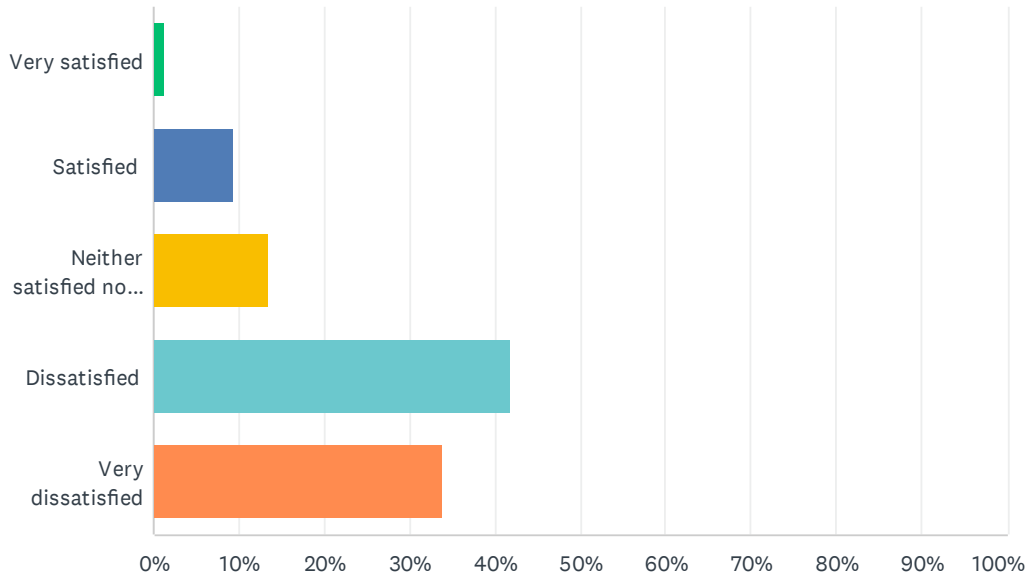
Answered: 646 Skipped: 14



ANSWER CHOICES	RESPONSES	
Very satisfied	10.53%	68
Satisfied	32.35%	209
Neither satisfied nor dissatisfied	43.96%	284
Dissatisfied	10.84%	70
Very dissatisfied	2.32%	15
TOTAL		646

Q3 How satisfied are you with the current condition of streets and sidewalks?

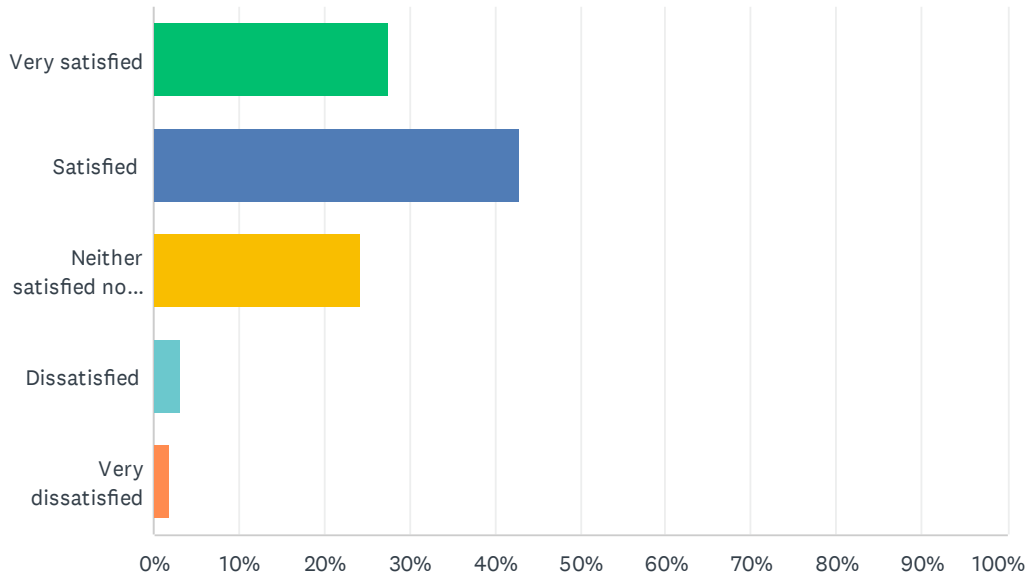
Answered: 653 Skipped: 7



ANSWER CHOICES	RESPONSES	
Very satisfied	1.38%	9
Satisfied	9.34%	61
Neither satisfied nor dissatisfied	13.48%	88
Dissatisfied	41.81%	273
Very dissatisfied	34.00%	222
TOTAL		653

Q4 How satisfied are you with the current level of amenities and condition of the Town library facility?

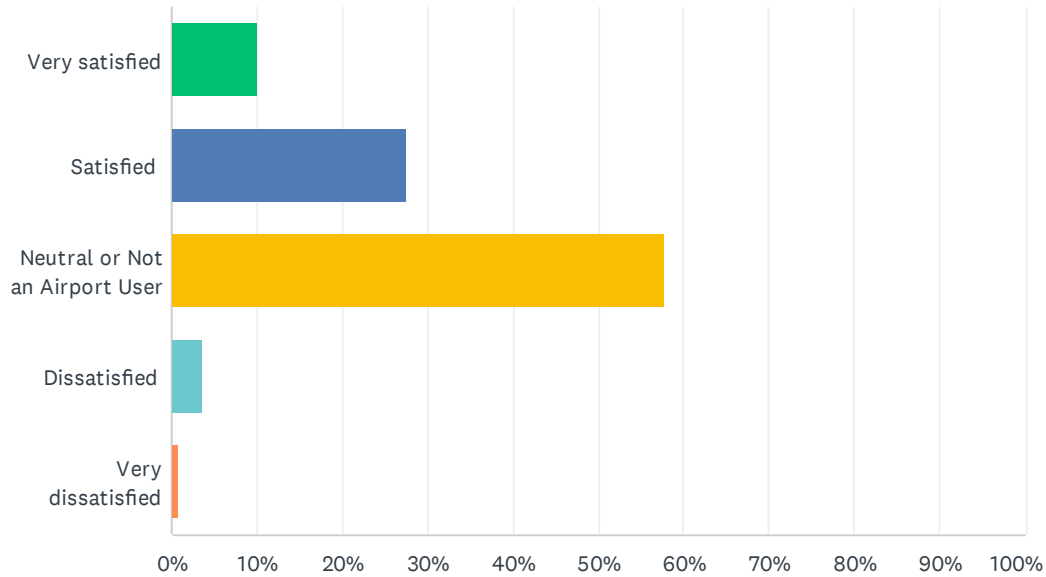
Answered: 652 Skipped: 8



ANSWER CHOICES	RESPONSES	
Very satisfied	27.61%	180
Satisfied	42.79%	279
Neither satisfied nor dissatisfied	24.39%	159
Dissatisfied	3.22%	21
Very dissatisfied	1.99%	13
TOTAL		652

Q5 How satisfied are you with the current level of amenities and condition of the airport facilities?

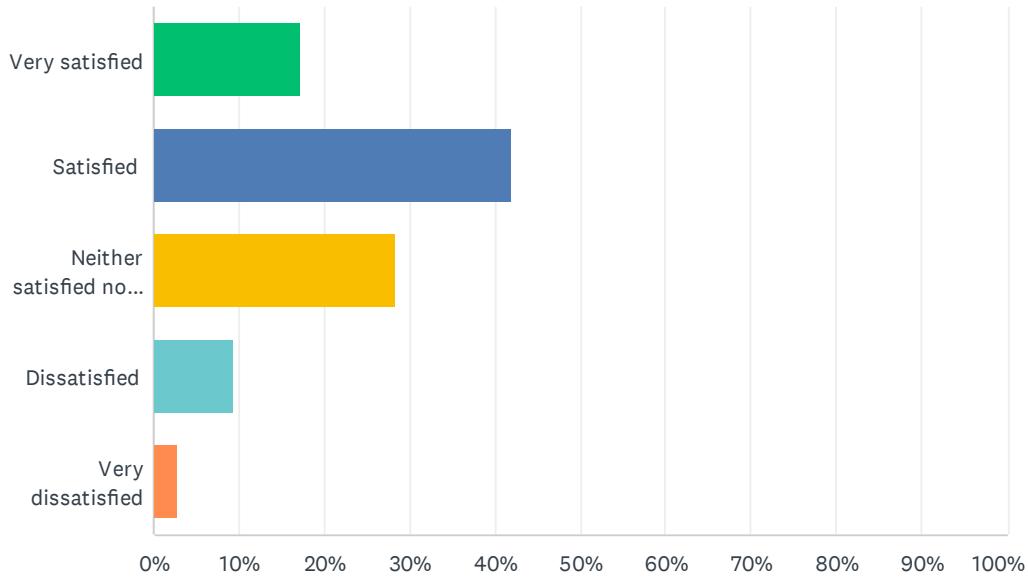
Answered: 653 Skipped: 7



ANSWER CHOICES	RESPONSES	
Very satisfied	9.95%	65
Satisfied	27.57%	180
Neutral or Not an Airport User	57.89%	378
Dissatisfied	3.68%	24
Very dissatisfied	0.92%	6
TOTAL		653

Q6 How satisfied are you with the current level of amenities and condition of the infrastructure for Town water?

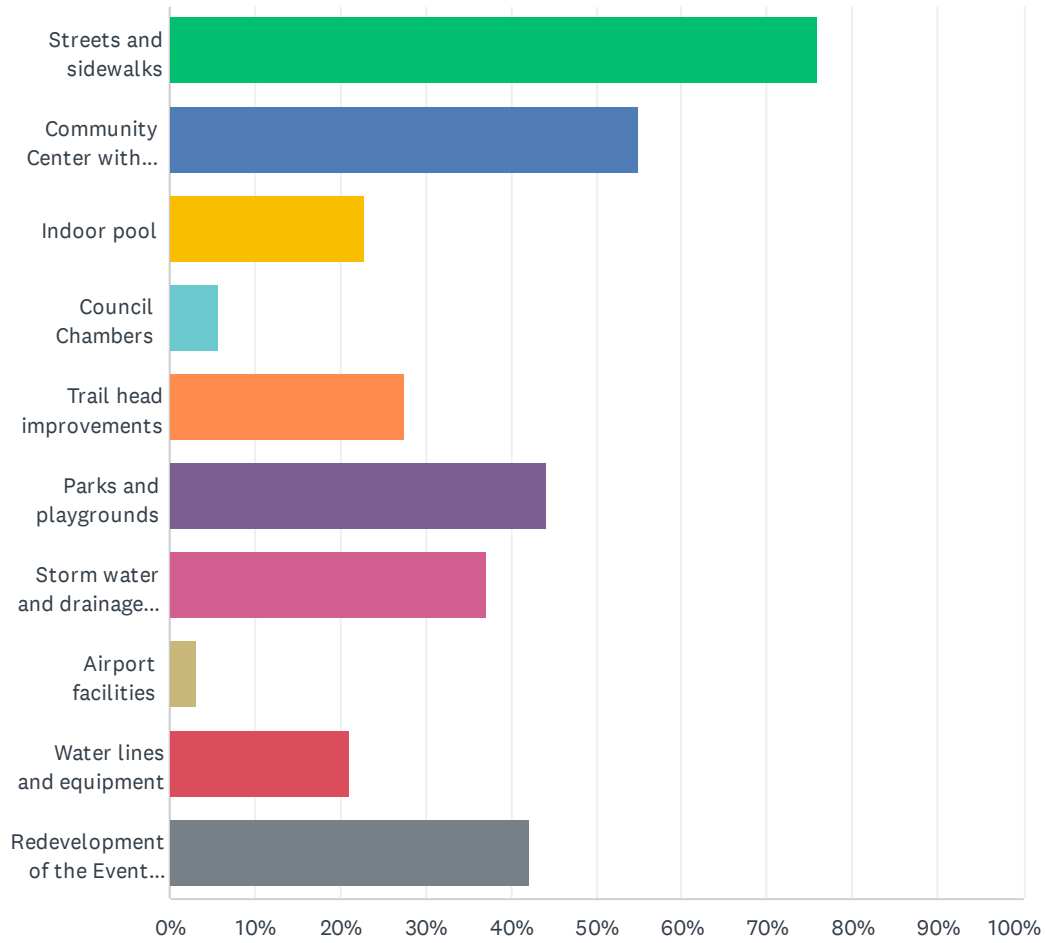
Answered: 646 Skipped: 14



ANSWER CHOICES	RESPONSES	
Very satisfied	17.34%	112
Satisfied	42.11%	272
Neither satisfied nor dissatisfied	28.33%	183
Dissatisfied	9.44%	61
Very dissatisfied	2.79%	18
TOTAL		646

Q7 What capital improvements or additions would you like to see in the Town (select up to 5)?

Answered: 637 Skipped: 23

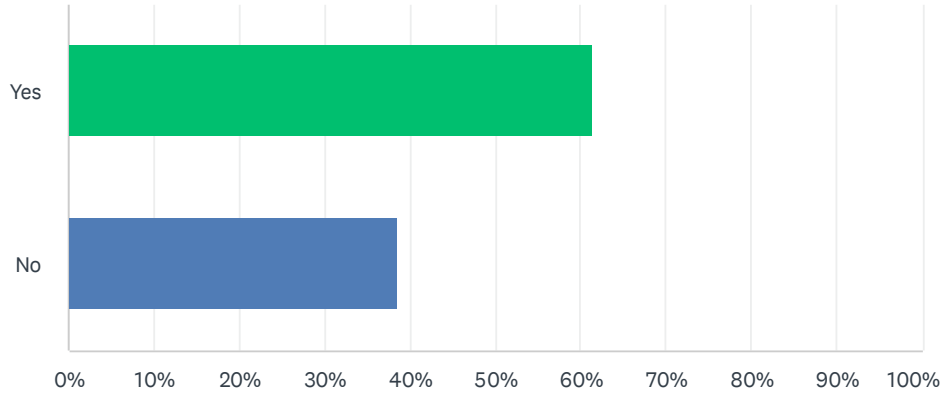


CIP FY23-24 Survey

ANSWER CHOICES	RESPONSES	
Streets and sidewalks	75.98%	484
Community Center with indoor pool	54.95%	350
Indoor pool	22.76%	145
Council Chambers	5.65%	36
Trail head improvements	27.47%	175
Parks and playgrounds	44.11%	281
Storm water and drainage management	37.21%	237
Airport facilities	3.30%	21
Water lines and equipment	21.19%	135
Redevelopment of the Event Center	42.23%	269
Total Respondents: 637		

Q8 Would you be willing to vote to allow the Town of Payson to use debt financing to fund infrastructure and improvements in the future?

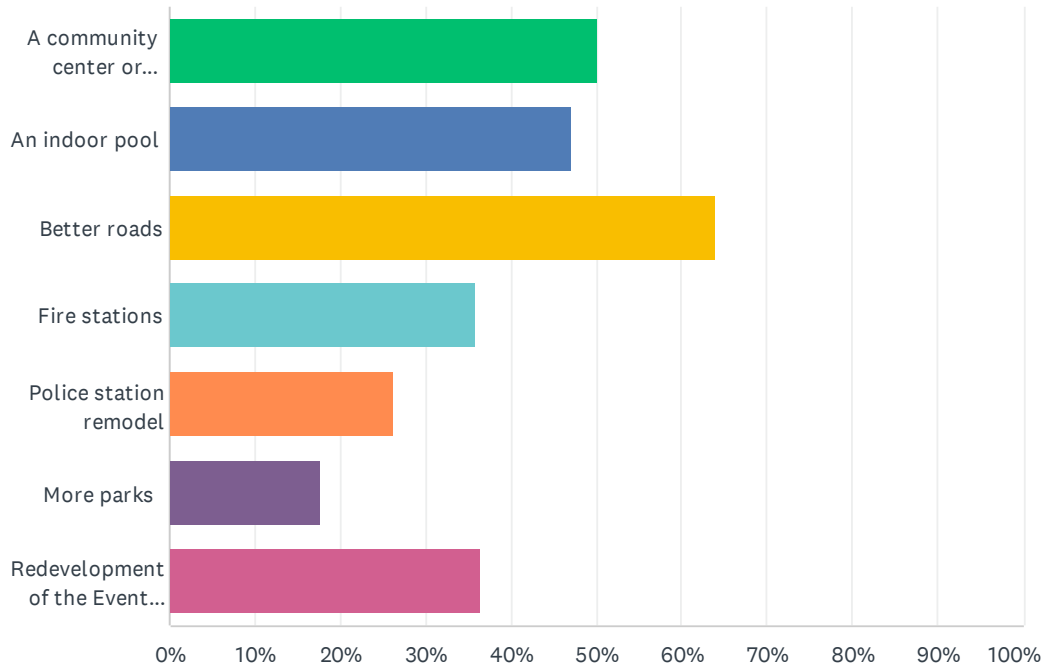
Answered: 627 Skipped: 33



ANSWER CHOICES	RESPONSES	
Yes	61.40%	385
No	38.60%	242
TOTAL		627

Q9 Would you support a tax increase to build or improve (select your top 5):

Answered: 440 Skipped: 220



ANSWER CHOICES	RESPONSES	
A community center or community center operations	50.00%	220
An indoor pool	47.05%	207
Better roads	63.86%	281
Fire stations	35.91%	158
Police station remodel	26.14%	115
More parks	17.73%	78
Redevelopment of the Event Center	36.36%	160
Total Respondents: 440		

Q10 Reminder: this survey will close at midnight on Tuesday, January 24, 2023. Thank you for your time and input. Dates and times for the public Capital Improvement meeting will be posted on the Town website at www.paysonaz.gov.

Answered: 631 Skipped: 29

ANSWER CHOICES	RESPONSES	
Date	100.00%	631