

Town of Payson, Arizona

2017 FINANCIAL REPORT

POPULAR ANNUAL FINANCIAL REPORT FOR THE YEAR ENDED JUNE 30, 2017



<<< HIGHLIGHTS >>>

Page 1—6
Introducing
the Town of
Payson

Page 7
Statement
of
Net Position

Page 8-9
Capital
Assets

Page 10
Debt

Page 11-13
Governmental
Fund

Page 14-15
Enterprise
Fund

Where is Payson, Arizona?

Payson has been called the
“Heart of Arizona”

because it is located almost exactly in the geographic center of the state.



...PAYSON FACTS...

Incorporated: 1973	Rainfall: 20.7 in.	Average Age: 56.9
Area: 20.5 sq. mi.	Snowfall: 21.3 in.	Average Household Size: 2.25
Elevation: 4,982 ft.	Precipitation Days: 59	Median Housing Value: \$212,100
Population: 15,476	Sunny Days: 286	Unemployment Rate: 8.1%


... Welcome ...

Members of the Financial Services Department are pleased to present the Town of Payson's 12th Popular Annual Financial Report (PAFR) for the fiscal year ended June 30, 2017. This report is intended to present an overview of the Town's financial position and emphasize its commitment to providing responsive services and programs in a fiscally responsible manner.

We share with you details of how the Town's revenue is generated, where the dollars are spent, and how the local economy impacts Payson's overall financial status. Above all, our goal is to provide you with an opportunity to better understand the many financial aspects that affect your local government.

The information provided here is drawn from detailed financial information found within the 2017 Comprehensive Annual Financial Report (CAFR). The financial statements were prepared in conformance with Generally Accepted Accounting Principles (GAAP) and audited by an independent accounting firm, receiving an unqualified (or clean) opinion. The numbers contained within the CAFR were obtained by employing the basis of accounting principles as prescribed by the Governmental Accounting Standards Board (GASB).

In short, the highest standards of accounting principles have been utilized to ensure full financial disclosure and accountability. Recognition of this commitment is evidenced by the Town attaining the Certificate of Achievement for Excellence in Financial Reporting for nineteen consecutive years, the Award for Outstanding Achievement in Popular Annual Financial Reporting for eleven consecutive years, and the Distinguished Budget Presentation Award for nineteen consecutive years. These awards are presented by the Government Finance Officer's Association.



While the numbers in this Popular Report come from an audited source, they are presented in an abridged, unaudited non-GAAP format. Citizens who wish to review audited GAAP-basis financial statements can refer to the Town's 2017 CAFR, which is available from the Financial Services Department, the Payson Public Library, or online at www.paysonaz.gov.

Members of the Financial Services Department and Staff across the organization are proud to serve this fine community. We hope that the 2017 Popular Annual Financial Report serves its purpose and helps assure you that every effort is made to manage the community's resources wisely for the benefit of all.

A handwritten signature in black ink that reads "LaRon G. Garrett".

LaRon G. Garrett, P.E.
Town Manager

Profile of Payson, Arizona



The Town of Payson, incorporated in 1973, is easily accessed from States Routes 87 or 260. Our Town of 20.46 square miles in northern Gila County is nestled just below the Mogollon Rim. Surrounded by the 2.9 million acre Tonto National Forest, the Town is bordered on three sides by the largest stand of ponderosa pine trees in the world. Payson is located midway between Phoenix (90 miles to the south) and Flagstaff (92 miles to the northwest). At an elevation of about 5,000 feet and surrounded by rolling hills and mountain vistas, the regional climate is characterized by four mild seasons.

The town site was established in 1882 with a population of 40, which has grown to 15,476. In its early years, Payson's economy was based on logging, ranching and mining. Recently, the economic focus has shifted to providing housing and services for a growing retirement population relocating to the area for clean air, good climate, and a friendly, small town atmosphere. Also being encouraged is light industry that is compatible with the community's "High Quality of Life". Payson's major employers include Payson Unified School District, Mazatzal Casino, Banner Payson Medical Center, Home Depot, Walmart, Safeway Supermarket and the Town of Payson.



The past still lives on in Payson. The Payson Rodeo, now billed as the world's oldest continuous rodeo, came into being in 1884. The Hashknife Pony Express makes its annual historic run through Payson, picking up letters for delivery. Other events include arts & crafts fairs, fishing tournaments, classic car shows, Mountain High Days Festival / annual Mud Run and State Championship Fiddlers Contest.

The Town of Payson operates under the council-manager form of government. The Town Council, which has policy-making and legislative authority, consists of a mayor and a six-member council. The Council is elected on a non-partisan "at large" basis. Council members are elected to four-year staggered terms with three council members elected every two years. The qualified electors of the Town directly elect the Mayor for a two-year term. The Town Manager, appointed by the Council, is responsible for carrying out the policies, ordinances, and resolutions of the Town Council and for overseeing the day-to-day operations of the Town.

MISSION STATEMENT

The Town of Payson is dedicated to enhancing the quality of life for our citizens by working hard to provide a superior level of service in the most effective and efficient manner while exercising fiscal responsibility.

To accomplish this we...
Value open communication
Encourage citizen participation
Operate honestly and fairly
Conduct ourselves through unity and teamwork
Respect our differences
Treasure our natural resources and unique environment

CORPORATE STRATEGIC PLAN

Payson has been, and will continue to be, very proactive in encouraging quality community and organizational development. Each year, the Town Council, citizens and the management staff participate in a strategic planning process to update and enhance the Corporate Strategic Plan (CSP) to accommodate changes in the community's needs. The CSP operationalizes the Town's mission statement and its General Plan by establishing Key Result Areas (KRA). Each KRA is specifically defined and includes priorities and strategies that help guide the organization. Funding is allocated during the subsequent budgeting process. The complete CSP document can be viewed on the Town of Payson website at www.paysonaz.gov. The following KRAs were established for fiscal year 2016/2017:

- KRA 1: Economic Development, Tourism and Economic Vitality
- KRA 2: Financial Excellence
- KRA 3: Infrastructure
- KRA 4: Innovation and Efficiency
- KRA 5: Neighborhoods and Livability
- KRA 6: Social Services
- KRA 7: The Payson Team
- KRA 8: Public Safety
- KRA 9: Sustainability
- KRA 10: Technology



*We Continue To Build On Our Core Values:
 Customer Focus, Empowered Employees, Leadership, & Continuous Improvement*

THE TOWN OF PAYSON TEAM FOCUS



WHAT SERVICES / FACILITIES DOES THE TOWN OF PAYSON PROVIDE?



- ◆ The Recreation Department provides a wide variety of cultural events and recreational programs for citizens of all ages.
- ◆ The Multi-Event Center is a 36-acre facility with bleacher seating available for over 3,500 people. This facility was established for hosting large scale events including, but not limited to, equestrian activities.
- ◆ The Trails and Open Spaces division is responsible for the construction and maintenance of the Payson Area Trails System (PATS). This inter-connecting trail system establishes an interior trail network that connects to Forest Service roads on Payson's periphery. This division also conducts outdoor recreation related classes.
- ◆ The Tourism Department is committed to enhancing the Town's economic vitality. This year, a new campaign called "Adventure Where We Live" was introduced to encourage visitors to enjoy our outdoor recreational activities, western heritage and mountain charm.
- ◆ Tourism and Recreation Departments host / co-host a wide variety of special events including the Old Time Fiddlers' Contest, Mogollon Monster Mud Run, Trunk-or-Treat Halloween Festival, Turkey Trot 5K Fun Run, Electric Light Parade, a variety of rodeos and a fabulous 4th of July Fireworks Event.
- ◆ Taylor Pool provides a safe and fun aquatic environment for swim lessons, swim teams, water aerobics and other aquatic activities for the entire family.
- ◆ Payson's park system consists of 150+ acres of land with diverse facilities including:
 - Rumsey Park - soccer fields, ball fields, tennis courts, volleyball courts, skate park, off-leash dog park, playground, picnic facilities and much more.
 - Green Valley Park - fishing lakes, walking paths, playground, band stand, picnic facilities, launch ramp for sail boats / row boats and much more.
- ◆ The Payson Library's modern facility provides information in a variety of formats. Its collection affords the opportunity to educate, inform, enrich, entertain, and inspire.
- ◆ The Fire Department's staff of 32 full-time employees provides emergency services which include responses to fire suppression, medical emergencies, technical rescues and first responder operations level response to hazardous materials incidents.
- ◆ The Fire Department also participates in the Wildland / Urban Program which allows departments from all over the state to enter into agreements to facilitate the movement of firefighting resources to any wild-land fire.

WHAT SERVICES / FACILITIES DOES THE TOWN OF PAYSON PROVIDE?

- ◆ The Police Department enforces local, state and federal laws in addition to protecting citizens and their property. The department's 49 employees are responsible for public safety & emergency service coordination.
- ◆ The Police Department—Special Operations Division includes a School Resource Officer, Animal Control, and Drug Enforcement.
- ◆ The Town Council provides clear policy direction to the administrative staff with a focus on making the Town of Payson the premier community in which to live, work and raise a family.
- ◆ The Town Manager provides overall management direction to the organization. Responsibilities include, but are not limited to, implementing policy direction, overseeing Town operations and evaluating Town programs.
- ◆ Town Clerk's Office, Human Resources, Information Services, Financial Services, and the Town Attorney's Office play vital supporting roles providing a wide range of skills & expertise necessary for the successful day-to-day operations of the Town.
- ◆ The Public Works Department is responsible for providing safe and efficient infrastructure systems including the construction and maintenance of the Town's approximately 111 miles of roadway.
- ◆ Parks Maintenance preserves the beauty of 169 acres of park land.
- ◆ The Payson Municipal Airport is a public use airport designed to accommodate piston engine aircraft, turboprop aircraft and small business jet aircraft. The airport has an automated weather observation system, self-service fueling station and continuous power medium intensity runway lights that are operated by pilot controlled aircraft radios. A fly-in campground is available for overnight guests.
- ◆ The Water division is a public water utility that supplies high quality drinking water to approximately 8,000 accounts. The water system includes 42 active production wells, over 8 million gallons of storage capacity, over 200 miles of distribution lines, 11 booster-pumping stations, a groundwater recharge project and water treatment facility.
- ◆ The Building Department protects the public health and safety by ensuring that all structures are built in accordance with adopted building codes.
- ◆ The Planning & Development Department provides comprehensive long range planning and current land use services in support of the community's vision.
- ◆ The Economic Development division provides assistance to businesses getting started, expanding, or relocating to Payson.



HIGHLIGHT OF SERVICES / FACILITIES

Government Wide Statement of Net Position

The Statement of Net Position provides a “snapshot” of where we stood financially as of June 30, 2017, the last day of the fiscal year. Net Position represents the Town’s ownership (equity) in the assets within its possession.

ASSETS represent what the Town owns. Current and Other Assets include cash, investments and receivables (money due to the Town). Capital Assets consist of land, buildings, infrastructure, water system, vehicles, machinery and equipment.

LIABILITIES represent what the Town owes. Current Liabilities consist of payables (money due from the Town to pay what it owes). Non-current Liabilities represent debt that the Town must pay back.

DEFERRED INFLOWS / OUTFLOWS OF RESOURCES are fairly new additions to the Town’s financial statements. These deferrals are broken out because they relate to future periods. For example, a grant payment to the Town in the current fiscal year would be deferred if the Town has not yet met all of the requirements necessary to be eligible for the grant.

NET POSITION may serve, over time, as a useful indicator of a government’s financial health and consists of three components. The largest portion of the Town’s net position reflects its Net Investment in Capital Assets less any outstanding related debt used to acquire those assets. The Town uses these capital assets to provide services to citizens; consequently, these assets are not available for future spending. An additional portion of net position represents resources that are subject to external restrictions on how they may be used. These legal restrictions are imposed by outside entities such as federal or state governments. Unrestricted net position is reported as a deficit due to the Town’s pension and other post-employment benefit obligations. At the end of the current fiscal year, the Town of Payson was able to report positive balances in two of the three categories of net position for the government as a whole and total assets exceeded liabilities by almost \$110.2 million.

Total City Government	June 30, 2017	June 30, 2016
	(in thousands)	
Assets		
Current & Other Assets	18,506	16,866
Capital Assets	149,028	141,866
Total Assets	167,534	158,732
Deferred Outflows of Resources	6,240	4,885
Liabilities		
Current Liabilities	7,066	3,000
Noncurrent Liabilities	55,004	50,604
Total Liabilities	62,070	53,604
Deferred Inflows of Resources	1,488	1,116
Net Position		
Net Investment in Capital Assets	128,835	125,788
Restricted	2,821	2,637
Unrestricted	(21,440)	(19,528)
Total Net Position	110,216	108,897

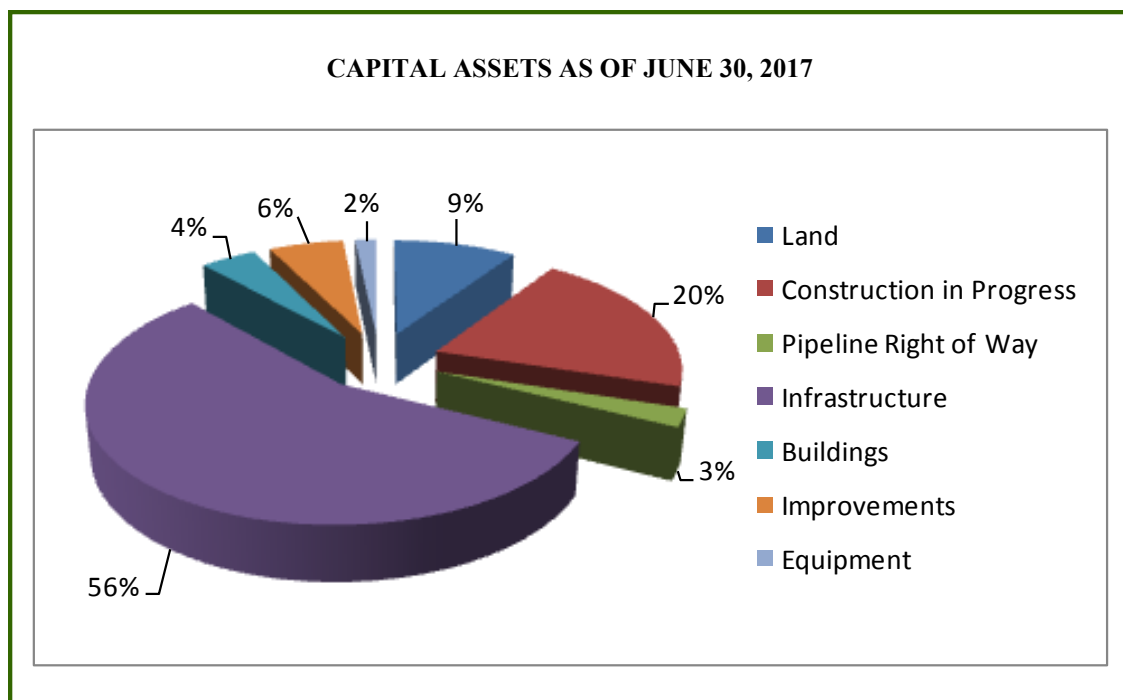
STATEMENT OF NET POSITION

TOWN OF PAYSON'S CAPITAL ASSETS

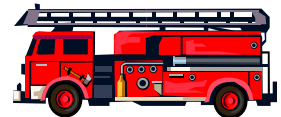
The Town of Payson invests in capital assets to provide services that will enhance the quality of life for our citizens. The Town's total investment in capital assets (net of depreciation) was **\$149,028,389**

CAPITAL ASSET CATEGORIES

- BUILDINGS include police and fire stations, library, recreation/sports facilities
- IMPROVEMENTS include upgrades such as parking lots, fences, sports courts and ball fields
- EQUIPMENT includes fire engines, service vehicles, tractors, plotters, etc.
- LAND includes real estate purchased to provide services to residents like parks & facilities
- CONSTRUCTION IN PROGRESS reflects the cost of all projects for construction of buildings, other improvements and equipment that are in progress but not yet completed
- RIGHTS of WAY privilege to pass over the land of another
- INFRASTRUCTURE includes streets, sidewalks, water lines, water mains and wells




Significant Additions to Capital Assets during Fiscal Year 2016/2017 included: Almost \$9 million in Construction in Progress for the continuation of construction of the C.C. Cragin Pipeline Project (Business-Type Activities).



CAPITAL ASSETS

C.C. Cragin Pipeline Project—Payson’s Water Source for the Future

Although many capital projects have been postponed pending economic recovery, the C.C. Cragin Project, which is key to Payson’s water infrastructure plan, continues to be a very high priority.



The C.C. Cragin (formerly Blue Ridge) Reservoir, built in 1965 by Phelps Dodge for use in their mining operation, was acquired by the Salt River Project (SRP) through an agreement implemented in 1962. The Reservoir has a water storage capacity of 15,000 acre-feet. In 2008, the Town approved a partnership with SRP for use of up to 3,000 acre-feet of water from the reservoir. An additional 500 acre-feet is available for communities along the pipeline. The Town plans to construct a 14.5 mile pipeline from the current treatment plant at Washington Park to within the northern Town limits. A new water treatment plant will be constructed at that point. From there, the treated (cleaned) water will be sent through the Town’s current water pipeline grid to storage tanks and then to residents. The project is scheduled for completion in June 2018. At that point, a renewable surface water supply will become an integral part of the Town’s water resources portfolio. Securing the necessary funding through the Bureau of Reclamation Rural Water Fund and the Water Infrastructure Financing Authority was a key component to the project.

For more info,
contact
Payson Water Dept.
at
(928) 474-5242,
Option #4 or visit
www.paysonaz.gov

How Capital Investments are Funded

The Town’s Debt Policy provides a set of criteria to help determine when it’s best to fund capital projects and which method of funding to use. The Town enjoys favorable bond ratings which allow for very competitive interest rates when issuing debt.

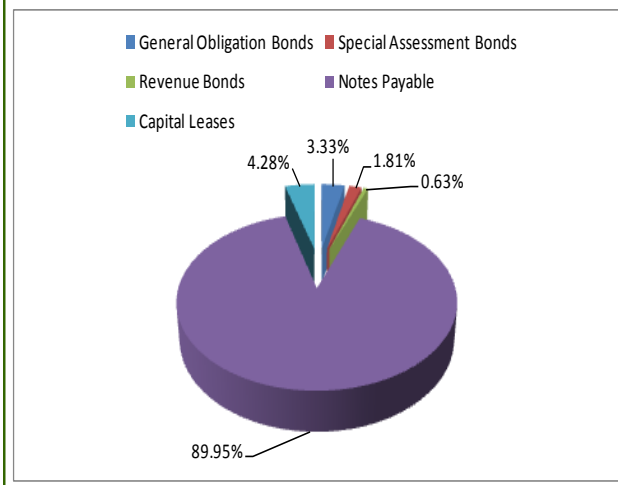
DEBT TYPE DEFINITIONS

- **General Obligation Bonds**-long term debt that is backed by the full faith and credit of the Town. These bonds require voter approval and are typically repaid by a property tax levy.
- **Special Assessment Bonds**-long term debt with repayment assessed to homeowners within the assessment improvement district
- **Revenue Bonds**-long term debt with repayment to come from a pledged Town revenue stream
- **Notes payable**-long term debt that does not include bonds, but a contract for repayment
- **Capital Leases**-short term debt used for equipment

TWO-YEAR DEBT SUMMARY (All Funds)

Debt Type	2017	2016
General Obligation Bonds	663,083	975,583
Special Assessment Bonds	360,000	420,000
Revenue Bonds	125,000	245,000
Notes Payable	17,888,658	13,379,356
Capital Leases	851,050	1,057,845
Total Debt	19,887,791	16,077,784

OUTSTANDING DEBT BY TYPE FY 2016/17 (All Funds)



- ◆ The Town typically issues General Obligation (G.O.) Bonds to fund the capital projects of general government (non-enterprise) departments. Current G.O. Bonds funded various public safety improvements and construction of Fire Station #13. Instead of a property tax levy, a special 0.12% sales tax has been dedicated for the payment of this debt.
- ◆ Special assessments imposed on certain parcels of land within the assessment district are used to pay the Westerly Drive Improvement District bonds.
- ◆ Revenue bonds issued in 2003 provided financing for a new Public Works building. These bonds will be repaid from the excise tax revenues (sales taxes, franchise fees, state shared revenue, etc.) of the Town.
- ◆ The Town has entered into lease agreements for the acquisition of public safety vehicles, various equipment, field lighting and turf. General fund revenue will be used to pay the capital lease obligations.
- ◆ The Town has obtained Water Infrastructure Finance Authority of Arizona (WIFA) loans for improvements to the water system and construction of the C.C. Cragin Pipeline Project.



REVENUES FOR FISCAL YEAR 2016/2017



Governmental Funds are used to account for the basic functions of the Town such as police, fire, parks, community development and general administration.

The revenues used to fund governmental activities come from:

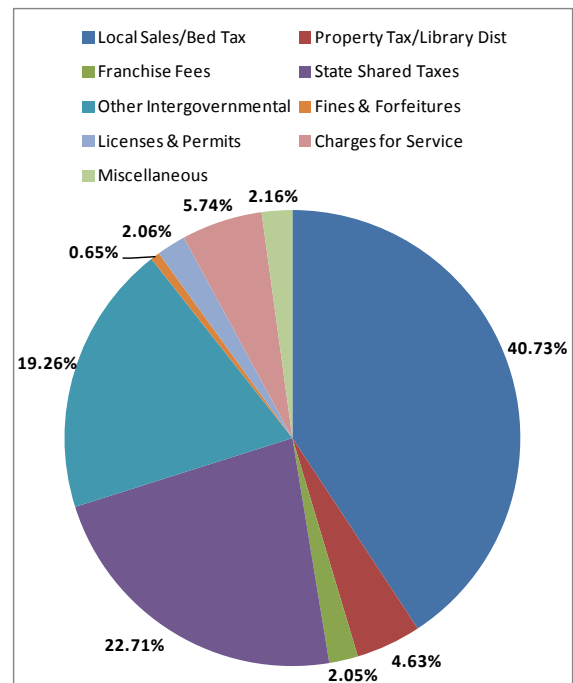
- **Local Sales / Bed Tax**—A local sales tax of 2.12% is charged on most goods purchased in Town (Note: Local sales tax increases to 3% effective 8/1/2017) and a 5% tax is added to transient lodging
- **Property Tax**—A primary property tax is charged based on assessed property valuation
- **Franchise Tax**—Fees paid by public utilities, telecommunication companies and cable television businesses
- **State Shared Taxes**—State revenue-sharing programs include sales tax, income tax and vehicle license fees
- **Other Intergovernmental Revenues**—Monies received from other governments or entities
- **Fines & Forfeitures**—Revenues received from library and court fines
- **Licenses & Permits**—Fees for building permits, business licenses, liquor licenses, etc.
- **Charges for Service**—Revenues received for services provided
- **Miscellaneous**—Contributions, investment earnings, special assessments and other revenues that don't fit under another classification

Governmental Funds Two-Year Revenue Summary by Type*

Revenue	2017	% of Total
Local Sales/Bed Tax	7,623,686	40.7%
Property Tax/Library Dist	866,858	4.6%
Franchise Fees	383,495	2.0%
State Shared Taxes	4,250,112	22.7%
Other Intergovernmental	3,605,577	19.3%
Fines & Forfeitures	121,684	0.7%
Licenses & Permits	386,332	2.1%
Charges for Service	1,074,452	5.7%
Miscellaneous	404,921	2.2%
Total Revenues	18,717,117	100.0%

Total revenues increased almost 8% due to continued improvement in the economic climate state-wide. Although Contributions/Donations and Fines & Forfeitures revenues were down, all other categories showed increases.

Sources of Governmental Revenue For Fiscal Year 2016/17*



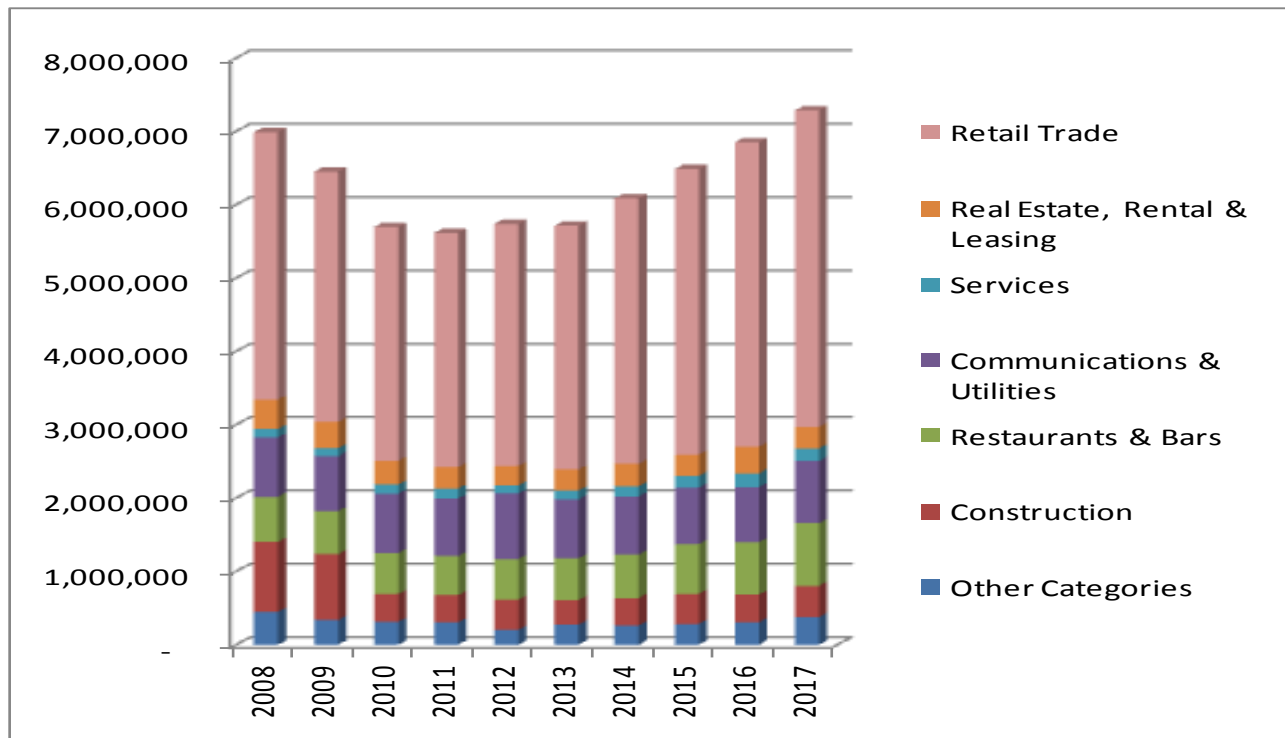
* Note: The revenues reflected here are representative of the Town's fund level statements and do not include bond proceeds or the Town's Enterprise Fund.

WHERE GOVERNMENTAL FUND MONEY COMES FROM

Transaction Privilege Taxes by Category

The Transaction Privilege Tax, commonly called Sales Tax, is the primary source of governmental fund revenue. It is collected on the gross receipts of business activities that occur within the Town of Payson. The Town adopted the Model City Tax Code and has an Intergovernmental Agreement (IGA) with the State Department of Revenue to administer and collect the tax for the Town. The collected funds are deposited directly into the Town’s depository on a timely basis and the Town is notified as to the amount.

The chart below shows a ten year history of the Town of Payson’s sales tax activity by category. This clearly illustrates the impact of the nationwide economic downturn and struggle for recovery.



The Other Categories classification includes transportation & warehousing, finance & insurance, wholesale trade, manufacturing and arts & entertainment.



Sales Tax Rate effective 6/30/2017

Payson 2.12%	+	Gila County 1.00%	+	State of AZ 5.60%	=	TOTAL 8.72%
-----------------	---	----------------------	---	----------------------	---	------------------------

Note: On August 1, 2017, the Town of Payson’s tax increases to 3.0% bringing the total tax rate to 9.6%



EXPENDITURES FOR FISCAL YEAR 2016/2017

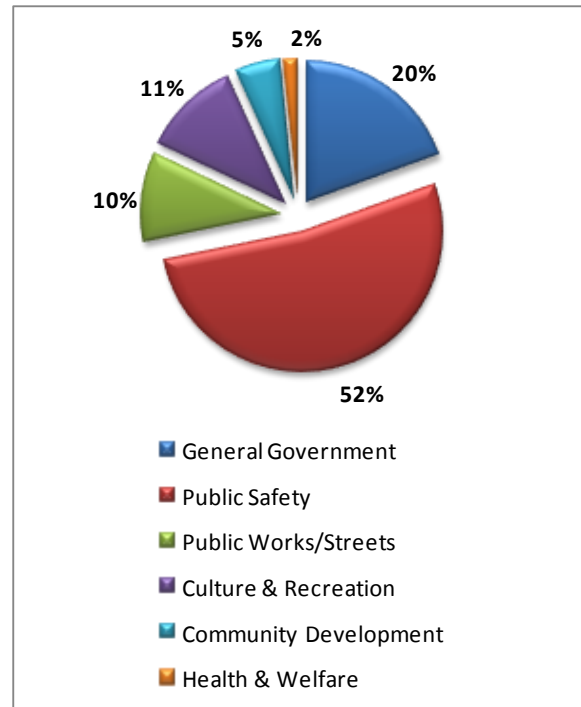


Governmental Funds Two-Year Town Expenditures by Type

The two-year comparison below shows the change in total expenditures for governmental funds. The most significant change was in the Capital Outlay category as increased funding was allotted for the investment in various machinery & equipment. The funding for Parks Maintenance was moved from Public Works to Culture & Recreation. Public Safety retirement contribution rates increased again this year. Overall, FY2016/2017 Total Governmental Fund expenditures showed a slight increase of \$8,661 or 0.05% as compared to FY2015/16.

Expenditures	2017	2016
General Government	3,100,966	3,553,383
Public Safety	8,313,730	7,667,705
Public Works/Streets	1,639,884	3,115,287
Culture & Recreation	1,777,591	1,105,165
Community Development	821,403	813,031
Health & Welfare	246,175	241,256
Subtotal	15,899,749	16,495,827
Debt Service Payments	845,909	782,048
Capital Outlay	1,546,504	1,005,626
Total Expenditures	18,292,162	18,283,501

2017 Governmental Fund Expenditures



The pie chart above reflects the breakdown of Fiscal Year 2016/2017 expenditures within the Town’s operating budget. These categories reflect personnel services/benefits and operating expenditures but exclude capital outlay and debt services.

EXPENDITURE TYPE DEFINITIONS

- **General Government**—Functions serving Town operations as a whole including the offices of: Town Council, Town Manager, Town Attorney, Town Clerk, Finance and Central Services
- **Public Safety**—Police Department & Fire Departments including the Wildland Program
- **Public Works/Streets**—Includes Airport and Streets Division (the budget for Parks Maintenance was moved to Culture & Recreation in 2017)
- **Culture & Recreation**—Includes Parks Maintenance, Recreation, Tourism, and the Library
- **Community Development**—Includes Planning/Zoning/Code Enforcement, Economic Development, Housing, and Building Services
- **Health & Welfare**—Encompasses contributions to entities providing services for the Town
- **Debt Service Payments**—Principal, interest and other related costs associated with the Town’s issuance of debt to support various capital improvement activities
- **Capital Outlay**—Expenditures for projects/equipment on the Capital Improvement Program

WHERE GOVERNMENTAL FUND MONEY GOES

Enterprise Fund

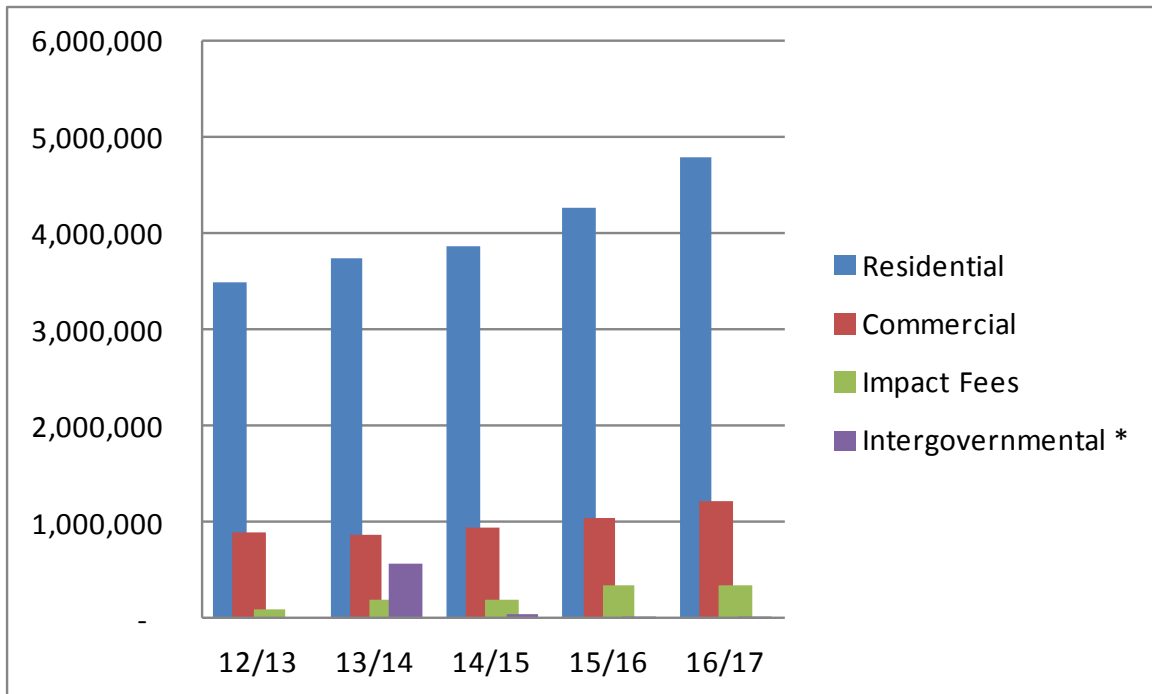
Enterprise Funds are business-type funds considered to be self-supporting in that the services rendered are generally financed through user charges or fees.

The Town has one Enterprise Fund—The Water Fund. This fund is used to record revenues and expenses related to the maintenance and improvement of the current water system infrastructure. The Town’s Water Division provides a safe & adequate domestic water supply to Payson residents.

Previously, the Town also maintained the C.C. Cragin Development Fund but, in fiscal year 2013/14, this enterprise fund was eliminated. C.C. Cragin activity is now being reported in a sub-category within the Water Fund. This activity relates to the construction of a water pipeline that will provide a renewable surface water supply which will become an integral and essential part of Payson’s water resources portfolio.

Water Fund Revenues

The following chart compares the major Water Fund revenues for the last five fiscal years. Since there wasn’t a significant change in Payson’s population during this time period, the changes in revenues were largely due to annual rate increases for water usage implemented to help cover the debt service for the C.C. Cragin Pipeline Project. During the 2016/2017 fiscal year, high quality, reliable water service was provided to 8,186 water customers.

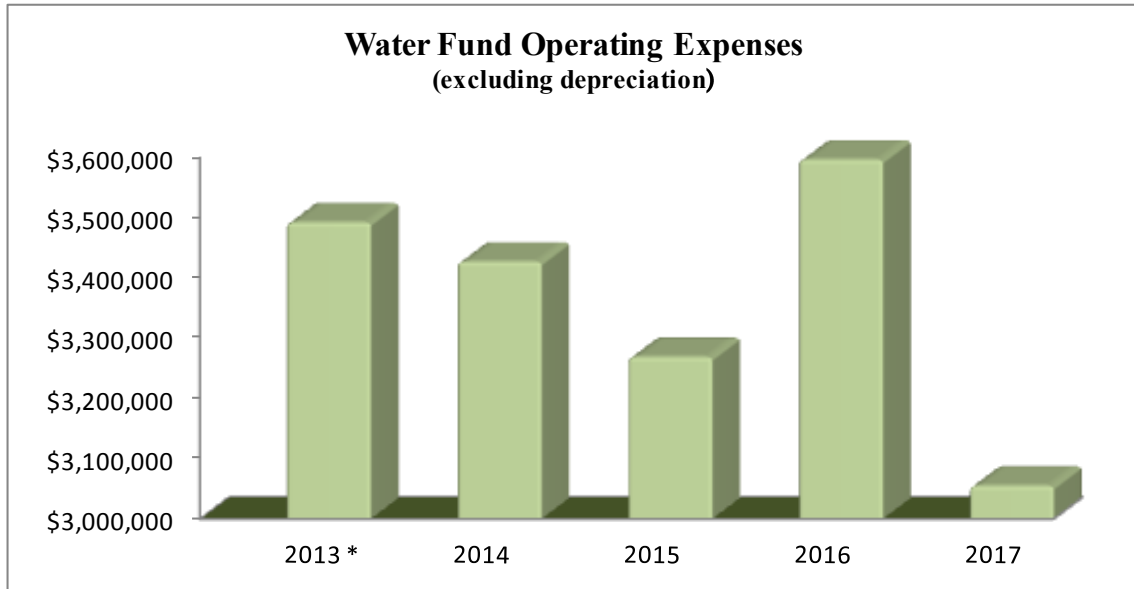


* In fiscal year 2013/14, the Town received an operating grant from a local non-profit as part of the construction of the C.C. Cragin Pipeline Project.

WHERE ENTERPRISE FUND MONEY COMES FROM

Enterprise Fund

Water Fund expenditures decreased by 15% in Fiscal Year 2016/2017. Over the past few years, the funding requirements of various maintenance projects has caused fluctuations in Water Fund Operating Expenses. Retirements and other changes in staffing also contributed to the decreases reflected in Fiscal Year 2016/2017.



* (Restated) Adjusted for a restatement of repair and maintenance expenditures previously capitalized in error.



WHERE ENTERPRISE FUND MONEY GOES



Government Finance Officers Association

**Award for
Outstanding
Achievement in
Popular Annual
Financial Reporting**

Presented to

**Town of Payson
Arizona**

For its Annual
Financial Report
for the Fiscal Year Ended

June 30, 2016


Executive Director/CFO

The Government Finance Officers Association of the United States and Canada has given an Award for Outstanding Achievement in Popular Annual Financial Reporting to the Town of Payson, Arizona for its Popular Annual Financial Report for the fiscal year ending June 30, 2016. The Award for Outstanding Achievement in Popular Annual Financial Reporting is a prestigious national award recognizing conformance with the highest standards for preparation of state and local government popular reports. In order to receive an Award for Outstanding Achievement in Popular Annual Financial Reporting, a government unit must publish a Popular Annual Financial Report, whose contents conform to program standards of creativity, presentation, understandability, and reader appeal. We believe our current report continues to conform to the Popular Annual Financial Reporting requirements, and we are submitting it to GFOA to determine its eligibility for another award.

Want more information about the Town of Payson?

This Popular Annual Financial Report (PAFR) is intended to summarize the financial information appearing in the 2017 Comprehensive Annual Financial Report (CAFR). Visit the Town of Payson Financial Services Department, Payson Library, or www.paysonaz.gov to obtain copies of these additional planning / financial documents which can provide more detailed information:

- Comprehensive Annual Financial Report (CAFR) This report is published, after completion of the external audit, to provide detailed information concerning the financial condition and activities of the Town government for a specific fiscal year.
- Annual Budget Document - The Budget, adopted annually by the Town Council, is designed to be a policy document, financial plan, operations guide, and communications medium for a specific fiscal year.
- Capital Improvement Plan (CIP) - This document outlines the Town's five year capital improvement plan, sources of funds and associated debt. The document includes descriptions of the capital projects and the capital purchase plan for machinery & equipment.
- Corporate Strategic Plan (CSP) - This plan, covering a period of three fiscal years and reviewed by the Town Council annually as part of the budget process, highlights the Town's overall direction and priorities. Key Result Areas (KRA) are defined with a focus on strategic goals based on an understanding of the needs and desires of Payson residents.

TOWN OF PAYSON, ARIZONA

FY2016/17 TOWN COUNCIL

Mayor	Craig Swartwood
Vice Mayor	Fred Carpenter
Council Member	Su Connell
Council Member	Barbara Underwood
Council Member	Rick Croy
Council Member	Chris Higgins
Council Member	Janell Sterner

ADMINISTRATIVE STAFF

LaRon Garrett
Town Manager

(vacant)
Assistant Town Manager

Don Engler
Deputy Town Manager:
Public Safety

(vacant)
Deputy Town Manager:
Administrative Services

Silvia Smith
Town Clerk

Hector Figueroa
Town Attorney

Deborah Barber
Chief Fiscal Officer

Dorothy Little
Magistrate

David Staub
Fire Chief

Emily Linkey
Library Director

Cameron Davis
Recreation & Tourism Director

CONTACT & LOCATION INFO

To send an e-mail to the Mayor or any of the Council Members, just visit the Town website at **www.paysonaz.gov** and select the appropriate Representative from the Town Council tab

Payson Town Hall
303 N. Beeline Highway
Payson, AZ 85541
Phone: (929) 474-5242
Fax: (928) 474-4610
TDD: (928) 472-6449

Recreation & Tourism Department
1000 W. Country Club Drive
Payson, AZ 85541
(928) 474-5242 Option #7

Payson Public Library
328 N. McLane
Payson, AZ 85541
(928) 474-9260

Payson Police Department
303 N. Beeline Highway
Payson, AZ 85541
Emergency—Dial 9-1-1
Police Admin: (928) 472-5057
Non-Emergency: (928) 474-5177

Fire Department
400 E. Main Street
Payson, AZ 85541
(928) 474-5242 Option #9

Fire Department—Station #12
108 E. Rancho Road

Fire Department—Station #13
103 S. Rim Club Parkway