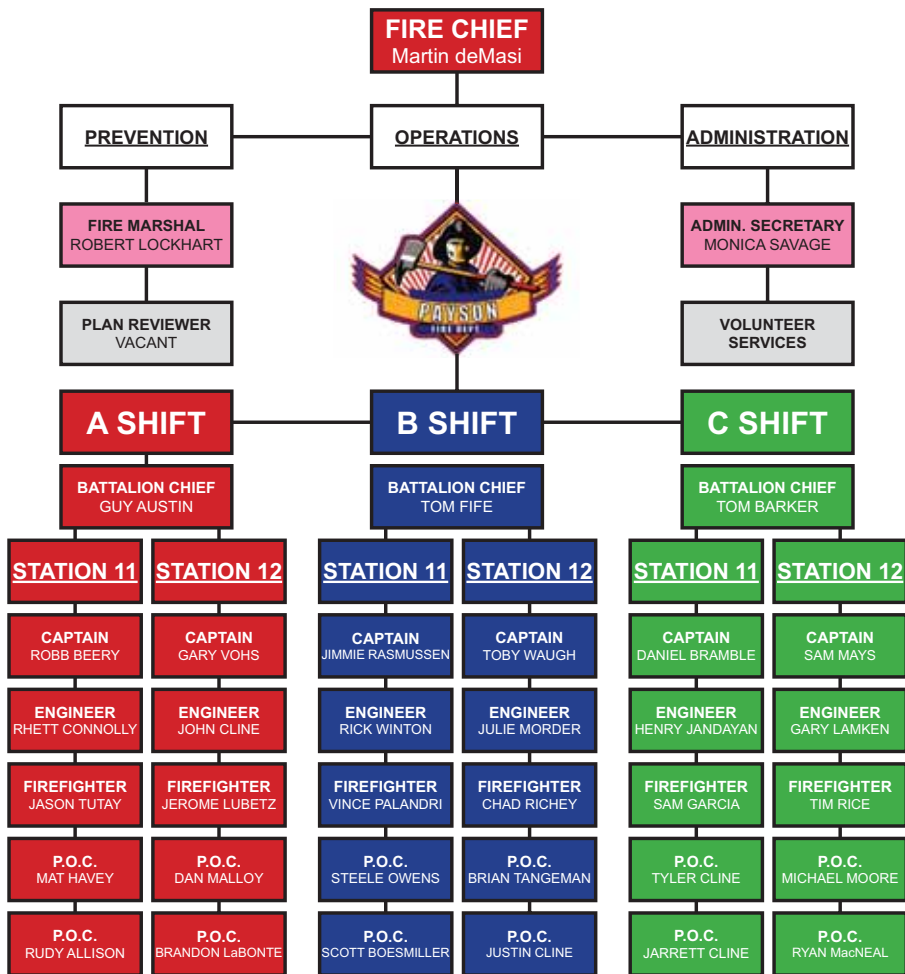


# Payson Fire Department

## Annual Report 2008



## Payson Fire Department

### ACCOMPLISHMENTS

- ♦ Improved ISO Rating to a Grade 4
- ♦ Payson Pines fuel break completed
- ♦ Water tank and pump installed in Oxbow Estates
- ♦ Three firefighters received paramedic certification
- ♦ Received grant funds from AEMS for CO monitors
- ♦ Assisted two communities in achieving Firewise USA recognition
- ♦ Placed new fire engine in service
- ♦ Implemented a "Loaner For Life" smoke alarm program
- ♦ Maintained 233 fire hydrants
- ♦ Help raise \$22,000 for Public Safety for Kids program
- ♦ Obtained dozer and transport for wildland fire program
- ♦ Over 40 acres received Firewise treatment
- ♦ Implemented off-line medical control program
- ♦ Maintained GIS program for the Town
- ♦ Implemented vehicle fuel conservation program
- ♦ Initiated "Super Tender" water supply apparatus project
- ♦ Obtained and equipped replacement Rehab/Support vehicle

### MISSION STATEMENT

The mission of the Payson Fire Department is to minimize the loss of life and property damage resulting from fire, medical emergencies and other disasters through prevention, education, fire suppression, emergency medical services and emergency preparedness. This will be accomplished in the most cost effective manner with maximum utilization of resources never sacrificing the safety of our members.



### INCIDENTS BY RESPONSE AREA

AREA	NO. OF INCIDENTS
Payson	2,160
Highways	98
Tonto Apache Reservation	63
Round Valley / Oxbow	27
Hellsgate	8
East Verde Park	4
Houston Mesa	4
Pine / Strawberry	3
Flowing Springs	2
Beaver Valley	1
Gisela	1

### INCIDENTS BY STATION

STATION	NO. OF INCIDENTS	%
FS11	1,482	52.0
FS12	1,306	45.8
FS21	62	2.2

### INCIDENTS BY SHIFT

SHIFT	NO. OF INCIDENTS	%
A	791	33.3
B	799	33.7
C	782	33.0



### INCIDENTS TYPES

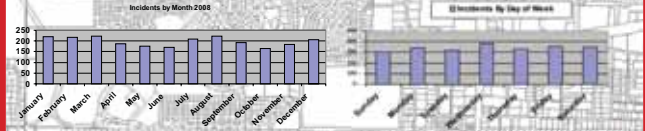
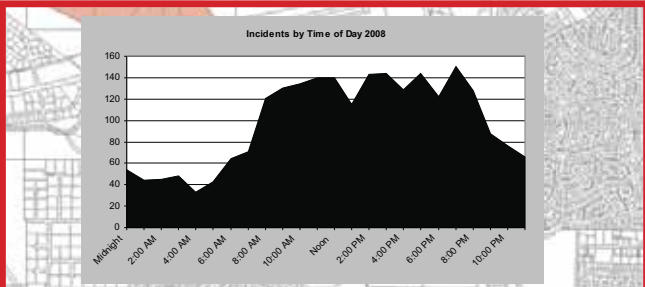
	Number	%
Total responses	2,372	100.0
Emergency Medical Services	1,685	71.0
Fire & explosions	61	2.6
Hazardous condition	64	2.7
Service call	244	10.3
Good intent	216	9.1
False alarm	103	4.0
Miscellaneous	7	0.3



*2008 Firefighter of the Year*  
**Fire Marshal Robert Lockhart**

### RISK REDUCTION ACTIVITIES

Construction Inspections	254
Fire Safety Inspections	576
Plan Reviews Completed	517
Fire Investigations	21
Firewise Inspections	129
Loads Delivered To Brush Pits	4,345
Smoke Alarm/Batteries Installed	61
Citizens Participating In Fire Safety Training	594
Fire Safety Citizen Contacts	3,003
Car Seats Inspected/Installed	84
Guardian Angels Installed (COOP w/ Police Volunteers)	130
Citizens Trained In CPR	886
AEDS placed (25th unit at Payson Senior Center)	1



### TRAINING DATA

Structural Fire Training	1,435 hrs.
Non-Structural Training	2,014 hrs.
Emergency Medical Training	1,597 hrs.
Average per Firefighter	158 hrs.
Total	5,046 hrs.

- ### SPECIAL TRAINING EVENTS
- Three members attended the National Fire Academy in Emmitsburg, MD
  - Completed Certified Emergency Vehicle Operator Training
  - Hosted a 48 hr. Paramedic Refresher
  - Hosted a Multiple Casualty Incident Drill
  - Participated in a HazMat Decontamination Drill
  - Hosted a Regional Wildland Firefighter Refresher
  - Three members attended the Wildland Fire Academy in Prescott
  - Two members completed Juvenile Firesetter Program
  - One member attended the AZ State Fire School
  - Participated in the National Firefighter Safety Day activities
  - Held promotional evaluations for Firefighter, Engineer and Captain.
  - Aviation/Aircraft Emergency Awareness Training
  - Completed a Live Structure Fire Drill



*2008 Award of the Merit*  
**Firefighter Jerome Labatz**

### INCIDENT RESPONSE TIMES

Average Response Times

Payson: 4:20 minutes  
All areas: 5:01 minutes  
Call to Dispatch: 1:26 minutes  
Turnout time: 1:18 minutes

Fractile Response Times

Minutes	Percentage of Incidents
0	6.93
1	11.68
2	26.34
3	50.10
4	69.50
5	82.97
6	92.28
7	96.24
8	97.82
9	98.81
10	99.41
11	99.80
12	100

### ADMINISTRATION

FINANCIAL			STAFFING & APPARATUS
FY 2006/2007	FY 2007/2008	FY 2008/2009	
\$2.62 million	\$2.99 million	\$2.58 million	Uniform Career: 24 Paid On Call: 12 Administration: 1 Volunteer: 14 Fire Stations: 2
Per capita cost: \$154 Comparative Tax Rate: \$1.21/100 AV			



Photo by Andy Towle

### STRUCTURE FIRE LOSS & SAVE DATA

Pre-incident Structure Value	\$ 2,767,117
Pre-incident Contents Value	\$ 922,372
Total Value	\$ 3,689,490
Structure Loss	\$ 364,369
Contents Loss	\$ 178,488
Total Loss	\$ 524,857
Save Ratio	86%



Photo by Andy Towle



Photo by Andy Towle



### STRUCTURE FIRE CAUSE

Intentional	1	2%
Equipment Failure	3	5%
Act of Nature	0	0%
Undetermined	19	34%
Other	15	27%
Unintentional	17	31%