

**New Firefighters Hired in 2011**



Firefighter/Paramedic Daniel Giovingo      Firefighter/Paramedic Morgan Wood      Firefighter/Paramedic Nicholas DeGroot      Firefighter/Paramedic Andrew Hensley

**ACCOMPLISHMENTS**

- Unit Citation for Incident Operations - C-Shift: Battalion 1, Engine 111, Engine 121 & Engine 131
- Unit Citation for Incident Operations - Engine Company 121 - B-Shift: Captain R. Winton, Firefighter A. Hensley, Engineer T. Rice, Engineer T. Cline
- Initiated a "Remembering When" fall injury prevention & fire safety campaign
- Maintained 598 fire hydrants
- Partnered with community groups to raise over \$15,000 for charities
- Over 32 acres received Firewise treatment
- Reserve firefighters contributed over 8,700 man-hours
- Partnered with 6 Firewise Communities USA programs to renew recognition
- Fire Station 13 came on-line in August 2011
- Received a SAFER grant to fund personnel needs
- Obtained funding for communications upgrade through Homeland Security funds
- Continuing to build cross-functional capacity
- Established a regional Rehab/Support Group to assist on extended incidents.
- Replaced the Rehab/Support Group vehicle with a newer model at no cost
- Responded to 3 wildland fires as part of the state aid agreement
- Used in-house talent and capabilities for apparatus repair to reduce costs

# Payson Fire Department

## Annual Report 2011-12



**MISSION STATEMENT**

The mission of the Payson Fire Department is to minimize the loss of life and property damage resulting from fire, medical emergencies and other disasters through prevention, education, fire suppression, emergency medical services and emergency preparedness. This will be accomplished in the most cost effective manner with maximum utilization of resources never sacrificing the safety of our members.



### INCIDENTS BY RESPONSE AREA

AREA	NO. OF INCIDENTS
Payson	2,434
Tonto Apache Reservation	65
Highways	55
Round Valley / Oxbow	36
East Verde Park	2
Hellsgate	21
Houston Mesa	1
Other	4
Auto & Mutual Aid Received	32
Auto & Mutual Aid Given	22

### INCIDENTS BY STATION

STATION	NO. OF INCIDENTS	%
FS11	1,416	54
FS12	1,027	39
FS13	183	7

### INCIDENTS BY SHIFT

SHIFT	NO. OF INCIDENTS	%
A	880	33.5
B	816	31.1
C	930	35.4

### Firefighter of the Year



Captain/Paramedic  
Jarrett Cline



### Sons of the American Revolution Outstanding Firefighter Award



Captain/Paramedic  
Jerome Lubetz

### RISK REDUCTION ACTIVITIES

Construction Inspections	240
Fire Safety Inspections	398
Plan Reviews Completed	296
Fire Investigations	21
Firewise Inspections	53
Smoke Alarm/Batteries Installed	99
Citizens Participating In Fire Safety Training	505
Fire Safety Citizen Contacts	2,500
Fire Station Tours	60
Car Seats Inspected/Installed	120
Citizens Trained In CPR	891

### INCIDENTS TYPES

	Number	%
<b>Total responses</b>	<b>2,625</b>	<b>100</b>
Emergency Medical Services	1,932	73
Fire & explosions	60	2.5
Hazardous condition	71	3
Service call	288	11
Good intent	162	6
False alarm	101	4
Miscellaneous	11	0.5



### INCIDENT RESPONSE TIMES

#### Average Response Times

Payson:	4:42 minutes
All areas:	5:11 minutes
Call to Dispatch:	0:40 minutes
Turnout time:	1:31 minutes

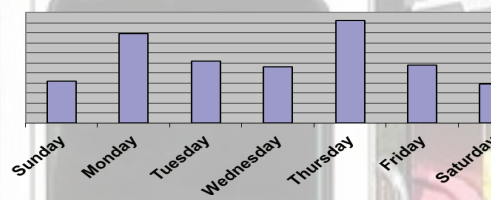
### PERMITS ISSUED

Burn	71
Fireworks	1
Fumigation	1
Above-ground Tanks	8
Hydrant Flow Tests	12
<b>Total</b>	<b>93</b>

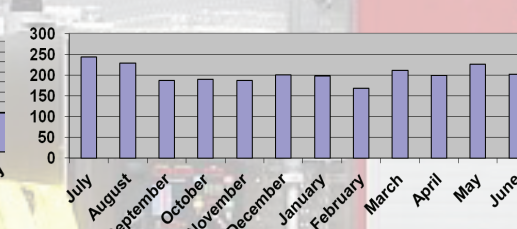
### Fractile Response Times

Minutes	Percentage of Incidents
<1	10.08%
1	10.09%
2	22.53%
3	39.37%
4	61.36%
5	76.91%
6	87.61%
7	94.65%
8	96.48%
9	98.30%
10	99.03%
11	99.51%
12	100%

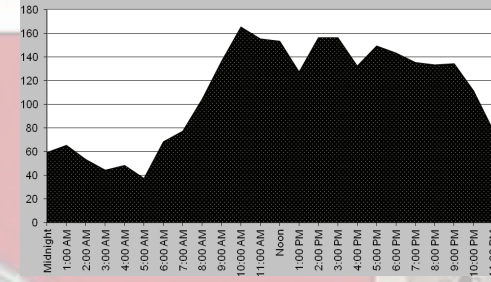
### Incidents By Day of Week FY 11-12



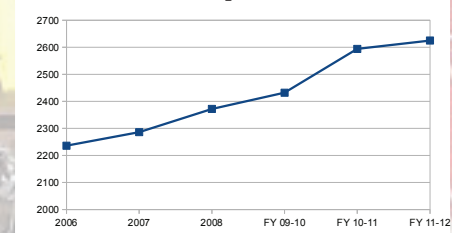
### Incidents by Month FY 11-12



### Incidents by Time of Day FY 11-12



### Annual Response Trend



### ADMINISTRATION

#### FINANCIAL

FY 2011/2012 - \$2.65 million

Per capita cost: \$158.68

Comparative Tax Rate: \$1.49/100 AV

#### STAFFING & APPARATUS

Uniform Career FF: 24

Reserve FF: 12

Administration: 3

Volunteer: 11

Fire Stations: 3

### STRUCTURE FIRE LOSS & SAVE DATA

Pre-incident Structure Value	\$ 3,434,723
Total Fire Loss	\$ 153,769
Save Ratio	96%

### STRUCTURE FIRE CAUSE

Intentional	5
Equipment Failure	6
Act of Nature	3
Undetermined	7
Other	4
Unintentional	20
<b>Total</b>	<b>45</b>



Bradley Mitchell receiving  
Citizen Lifesaving Award

