

### New Firefighters Hired in 2012



Firefighter/Paramedic Wyatt Bramble, Firefighter/Paramedic Cody Chester, Firefighter/Paramedic Brandon LaBonte, Firefighter/EMT Sean Minnis



Firefighter/Paramedic Jay Nelson, Firefighter/Paramedic Thory Smith, Firefighter/EMT David Ahi, Firefighter/Paramedic Travis Kilbourne, Firefighter/EMT Michael Moore

### NOTEWORTHY EVENTS

- Chief Marty deMasi retired after 35 years of service.
- Captain Melvin "Sam" Mays retired after 29 years of service.
- Maintained 444 fire hydrants.
- Partnered with community groups to raise over \$6,500.00 for charities.
- 226 properties were Fire Wise inspected.
- Over 25 acres received Fire Wise treatment.
- Reserve firefighters contributed over 7848 man-hours.
- Partnered with 6 "Firewise Communities USA" programs to renew recognition.
- Purchased ten portable inter-operable radios through Homeland Security grant.
- Continued building cross-functional capacity in fire prevention/inspection.
- Coordinated regional Rehab/Support Group to assist with large incidents.
- Responded to 4 out-of-area wildland fires as part of our state aid agreement.
- Continued to use in-house talent and capabilities for apparatus repair to help reduce costs.
- Continued to collaborate with GCCC to host an AZ State Fire Operations I & II course through the AzCFSE.
- Implemented \$784,602.00 SAFER grant to hire six new firefighter/paramedics.
- Implemented \$32,662.00 Fire Prevention Grant. CERT, citizen volunteers & off-duty PFD personnel installed 828 Smoke/CO detectors throughout Payson.
- Awarded \$145,000.00 Assistance to Firefighters (AFG) grant for cardiac monitors.
- Masimo carbon monoxide field diagnostic equipment purchased with \$5,000.00 grant from Signeski Family Foundation.

# Payson Fire Department

## Annual Report 2012-13



### MISSION STATEMENT

The mission of the Payson Fire Department is to minimize the loss of life and property damage resulting from fire, medical emergencies and other disasters through prevention, education, fire suppression, emergency medical services and emergency preparedness. This will be accomplished in the most cost effective manner with maximum utilization of resources never sacrificing the safety of our members.



### INCIDENTS BY RESPONSE AREA

| AREA                       | NO. OF INCIDENTS |
|----------------------------|------------------|
| Payson                     | 2,487            |
| Tonto Apache Reservation   | 58               |
| Highways                   | 60               |
| Round Valley / Oxbow       | 44               |
| East Verde Park            | 7                |
| Hellsgate                  | 13               |
| Houston Mesa               | 2                |
| Other                      | 9                |
| Auto & Mutual Aid Received | 13               |
| Auto & Mutual Aid Given    | 10               |

### INCIDENTS BY STATION

| STATION | NO. OF INCIDENTS | %  |
|---------|------------------|----|
| FS11    | 1,359            | 51 |
| FS12    | 1,103            | 41 |
| FS13    | 218              | 8  |

### INCIDENTS BY SHIFT

| SHIFT | NO. OF INCIDENTS | %    |
|-------|------------------|------|
| A     | 899              | 33.5 |
| B     | 916              | 34.2 |
| C     | 865              | 32.3 |

### Firefighter of the Year



Captain/Paramedic  
Gary Vohs



### Sons of the American Revolution Outstanding Firefighter Award



Fire Marshal  
Robert Lockhart

### RISK REDUCTION ACTIVITIES

|  |       |
|--|-------|
| Construction Inspections                       | 246   |
| Fire Safety Inspections                        | 453   |
| Plan Reviews Completed                         | 290   |
| Fire Investigations                            | 7     |
| Firewise Inspections                           | 53    |
| Smoke Alarm/Batteries Installed                | 358   |
| Carbon Monoxide Detectors Installed            | 470   |
| Citizens Participating In Fire Safety Training | 505   |
| Fire Safety Citizen Contacts                   | 2,000 |
| Fire Station Tours                             | 70    |
| Car Seats Inspected/Installed                  | 177   |
| Citizens Trained In CPR                        | 991   |
| CPR Classes                                    | 201   |

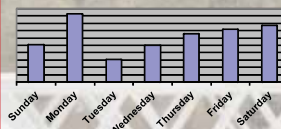
### INCIDENT TYPES

|                            | Number       | %          |
|----------------------------|--------------|------------|
| <b>Total responses</b>     | <b>2,680</b> | <b>100</b> |
| Emergency Medical Services | 1,935        | 72         |
| Fire & explosions          | 41           | 1.5        |
| Hazardous condition        | 60           | 2          |
| Service call               | 349          | 13         |
| Good intent                | 189          | 7          |
| False alarm                | 100          | 4          |
| Miscellaneous              | 6            | 0.5        |

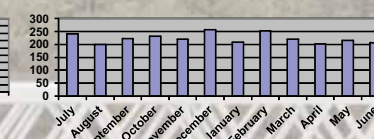
### PERMITS ISSUED

|                    |           |
|--------------------|-----------|
| Burn               | 65        |
| Fireworks          | 1         |
| Above-ground Tanks | 4         |
| Hydrant Flow Tests | 8         |
| <b>Total</b>       | <b>78</b> |

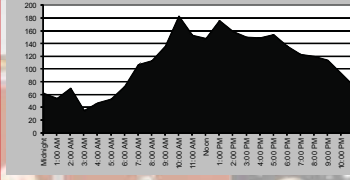
Incidents By Day of Week FY 2012/2013



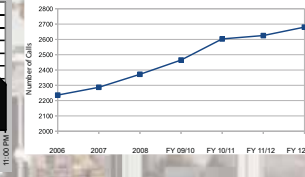
Incidents by Month FY 2012/2013



Incidents by Time of Day FY 2012/2013



ANNUAL RESPONSE TREND



### INCIDENT RESPONSE TIMES

#### Average Response Times

|                   |              |
|-------------------|--------------|
| Payson:           | 4:36 minutes |
| All areas:        | 5:12 minutes |
| Call to Dispatch: | 0:34 minutes |
| Turnout time:     | 1:28 minutes |

#### Fractile Response Times

| Minutes | Percentage of Incidents |
|---------|-------------------------|
| <1      | 8.74%                   |
| 1       | 10.49%                  |
| 2       | 21.62%                  |
| 3       | 41.02%                  |
| 4       | 60.89%                  |
| 5       | 79.65%                  |
| 6       | 88.55%                  |
| 7       | 94.91%                  |
| 8       | 97.30%                  |
| 9       | 98.73%                  |
| 10      | 99.05%                  |
| 11      | 99.21%                  |
| 12      | 99.36%                  |



Fire Captain Melvin  
"Sam" Mays  
retired after 29 years  
of service

### ADMINISTRATION

#### FINANCIAL

FY 2012/2013 - \$3.01 million

Per capita cost: \$196.80

Comparative Tax Rate: \$1.82 / \$100 AV

#### STAFFING

Uniform Career FF: 30

Reserve FF: 7

Administration: 3

Volunteer: 11

Fire Stations: 3

### STRUCTURE FIRE LOSS & SAVE DATA

|                              |              |
|------------------------------|--------------|
| Pre-incident Structure Value | \$ 2,311,320 |
| Total Fire Loss              | \$ 566,820   |
| Save Ratio                   | 75.5%        |

### STRUCTURE FIRE CAUSE

|                   |           |
|-------------------|-----------|
| Intentional       | 8         |
| Equipment Failure | 9         |
| Act of Nature     | 1         |
| Undetermined      | 6         |
| Other             | 1         |
| Unintentional     | 14        |
| <b>Total</b>      | <b>39</b> |



Fire Chief Marty deMasi and his wife Dorothy at his retirement ceremony commemorating 35 years of service on June 11, 2013.

